



presso
Ministero della Giustizia

Il Presidente

Ai Signori Presidenti dei Collegi dei
Geometri e Geometri Laureati

Ai Signori Consiglieri Nazionali

Ai Signori Componenti il CdA della
Fondazione Geometri Italiani

Ai Signori Componenti la COMMISSIONE
SCUOLA E UNIVERSITA'

Ai Signori Componenti la COMMISSIONE
GIOVANI

Ai componenti della Rete dei referenti
Progetto GEORIENTIAMOCI
LORO SEDI

Oggetto: Serie storiche delle iscrizioni CAT – dati di sintesi e analitici

Cari Colleghi,

prosegue anche per l'anno scolastico 2024/2025 il trend in crescita (a partire dal 2020/2021) delle iscrizioni al primo anno dell'istituto tecnico, settore tecnologico, Costruzioni, Ambiente e Territorio (CAT): gli studenti che hanno espresso tale preferenza sulla nuova piattaforma UNICA sono 10.189, in aumento di quasi mille unità rispetto all'anno precedente.

Il dato si inserisce all'interno del più ampio quadro delineato dal Ministero dell'Istruzione e del Merito, all'indomani della chiusura della "finestra" (dal 18 gennaio al 10 febbraio 2024), dedicata alle scelte di studenti e famiglie: i licei continuano ad essere l'indirizzo di studio preferito da quanti intraprendono la scuola secondaria di II grado (55%, in leggero calo rispetto all'anno precedente), seguiti dagli istituti tecnici (saliti al 31,66%, dal 30,9% dello scorso anno) e dagli istituti professionali (anch'essi in crescita, dal 12,1% al 12,72%).

Al fine di meglio visualizzare le dinamiche in oggetto, invio in allegato:

- la slide riepilogativa dei dati di sintesi delle preiscrizioni e iscrizioni al primo anno CAT – serie storica – anni scolastici dal 2020/2021 al 2024/2025;
- il report delle iscrizioni al primo anno CAT – serie storica – anni scolastici dal 2013/2014 al 2023/2024, con l'indicazione del dato nazionale, macro-regionale, regionale, provinciale, per genere.

Cordiali saluti.

(Maurizio Savoncelli)

Area 1

Piazza Colonna, 361
00187 Roma

Tel. 06 4203161
Fax 06 48912336

www.cng.it
cng@cng.it

C.F. 80053430585

**Diploma di istruzione tecnica
Istituto tecnico settore tecnologico
Indirizzo Costruzioni, Ambiente e Territorio (CAT)**

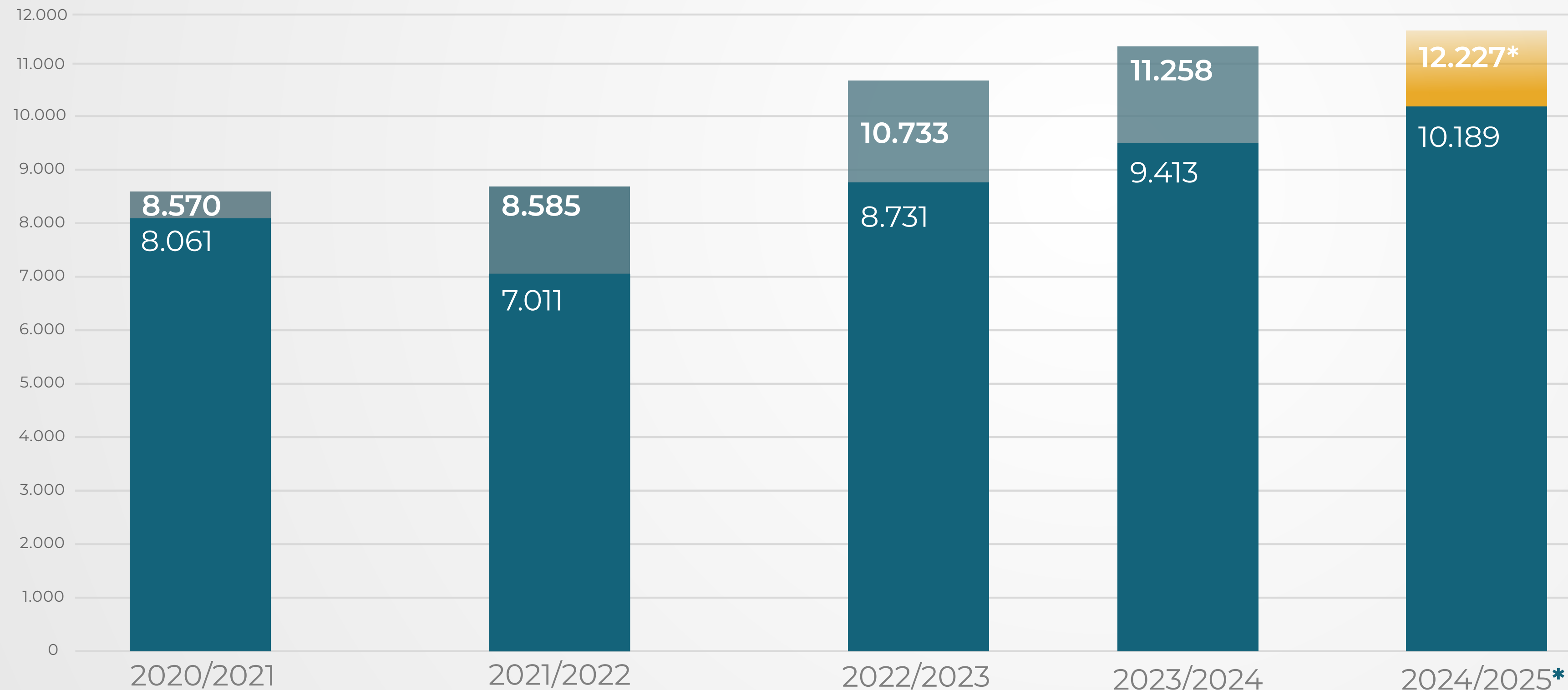
SERIE STORICA a.a. s.s. 2020/2021 - 2024/2025*

FONTE: MIM - dato aggiornato al 18 marzo 2024

■ ONLINE
■ DEFINITIVE

* Iscrizioni online all'a.s. 2024-2025 registrate dal 18 gennaio al 10 febbraio 2024

* Proiezione basata sul rapporto fra i dati registrati per l'a.s. 2023/2024





CAT

ISTITUTO TECNICO - SETTORE TECNOLOGICO
INDIRIZZO COSTRUZIONI, AMBIENTE E TERRITORIO

**ISCRIZIONI AL PRIMO ANNO SCOLASTICO
SERIE STORICA dal 2013/2014 al 2023/2024**



Consiglio Nazionale
Geometri e Geometri Laureati



INDICE

PARTE 1 - ANDAMENTO NAZIONALE	3
PARTE 2 - ANDAMENTO REGIONALE E PROVINCIALE	8
PARTE 3 - ANDAMENTO PER GENERE	27

Parte 1

ISTITUTO TECNICO - SETTORE TECNOLOGICO CAT
INDIRIZZO COSTRUZIONI, AMBIENTE E TERRITORIO

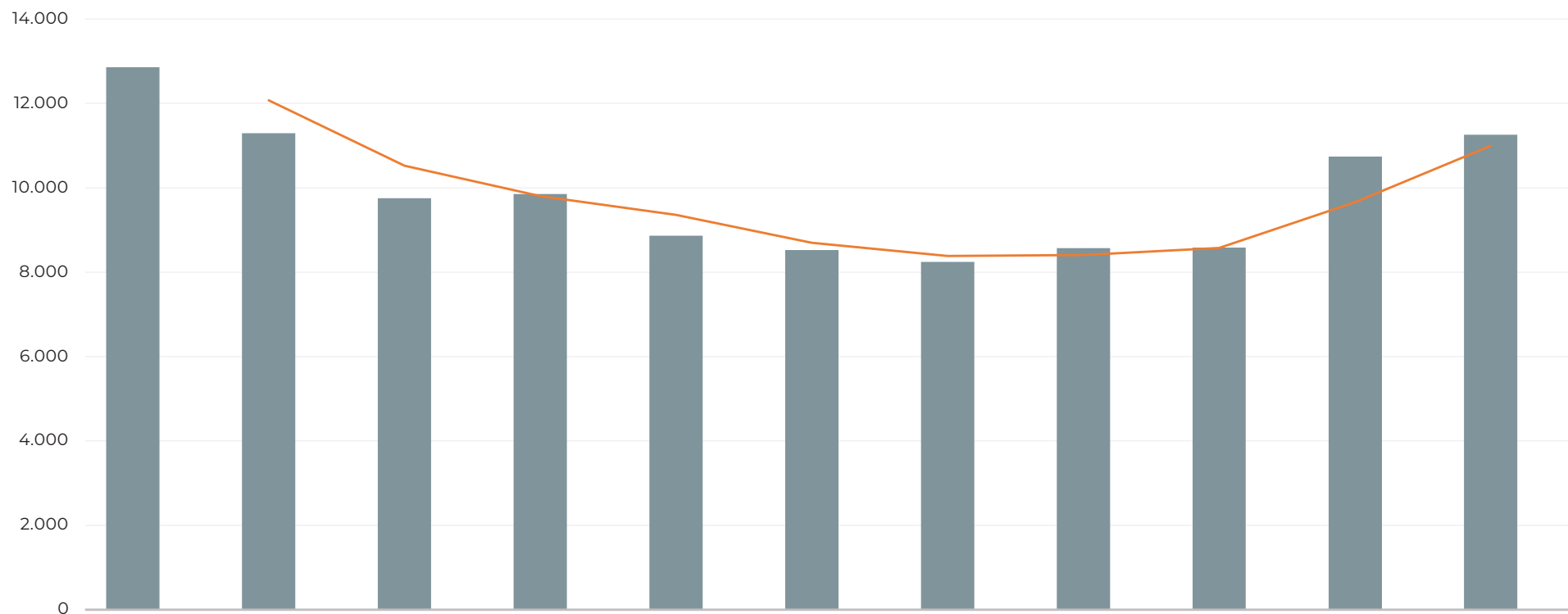
ISCRIZIONI AL PRIMO ANNO SCOLASTICO
SERIE STORICA DAL 2013/2014 AL 2023/2024

ANDAMENTO NAZIONALE



Georientiamoci.
UNA ROTTA PER L'ORIENTAMENTO

SERIE STORICA ANNI SCOLASTICI 2013/2014 - 2023/2024 - ANDAMENTO NAZIONALE



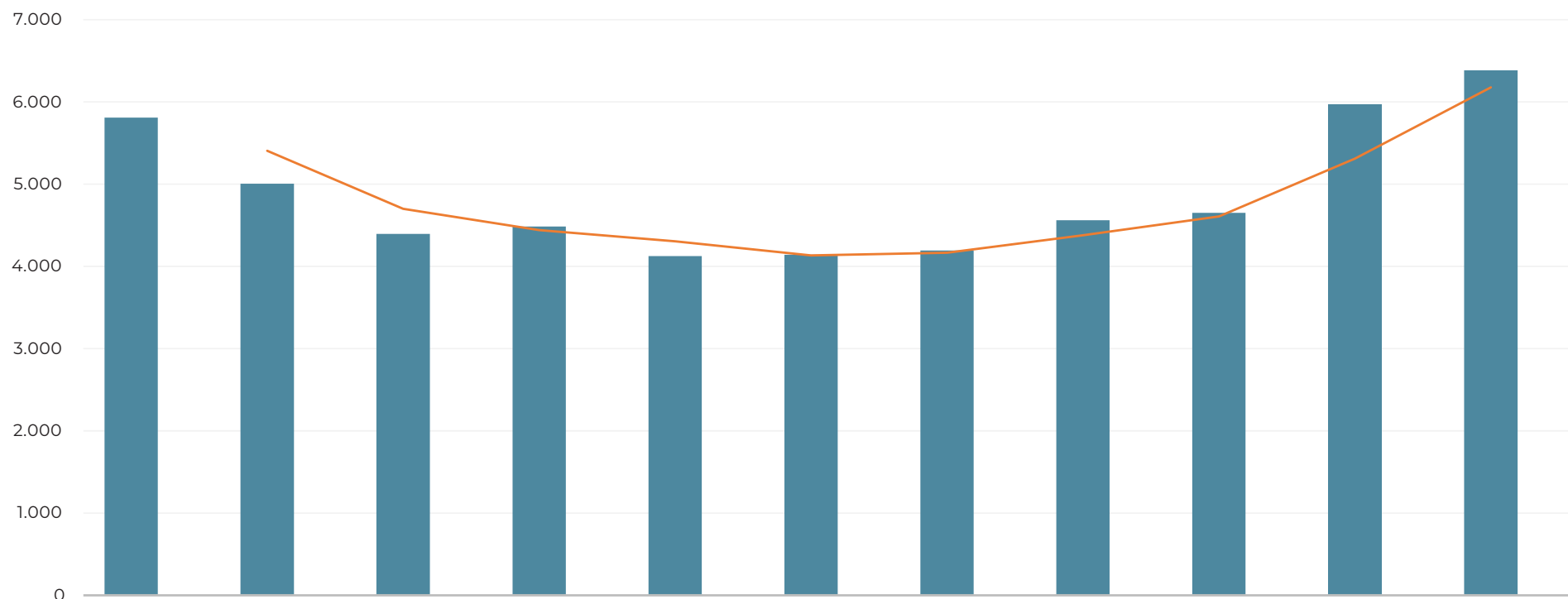
	2013/2014	2014/2015	2015/2016	2016/2017	2017/2018	2018/2019	2019/2020	2020/2021	2021/2022	2022/2023	2023/2024
■ N. ASSOLUTO	12.859	11.294	9.755	9.852	8.867	8.527	8.246	8.570	8.585	10.733	11.258
■ SCOSTAMENTO		-12,17%	-13,63%	0,99%	-10,00%	-3,83%	-3,30%	3,93%	0,18%	25,02%	4,89%

2013/2014	2013/2014	2014/2015	2014/2015	2015/2016	2015/2016	2016/2017	2016/2017	2017/2018	2017/2018	2018/2019	2018/2019	2019/2020	2019/2020	2020/2021	2020/2021	2021/2022	2021/2022	2022/2023	2022/2023	2023/2024	2023/2024
M	F	M	F	M	F	M	F	M	F	M	F	M	F	M	F	M	F	M	F	M	F
10.444	2.415	9.206	2.088	7.800	1.955	8.025	1.827	7.185	1.682	6.785	1.742	6.579	1.667	6.646	1.924	6.666	1.919	8.118	2.615	8.623	2.635

Fonte: Elaborazione CNGeGL su dati MIM

Le iscrizioni relative agli a.a.s. 2021-2022 e 2022-2023 E 2023-2024 comprendono i dati del Trentino Alto Adige, che non sono pervenuti negli anni precedenti.

SERIE STORICA ANNI SCOLASTICI 2013/2014 - 2023/2024 - ANDAMENTO NAZIONALE AREA NORD



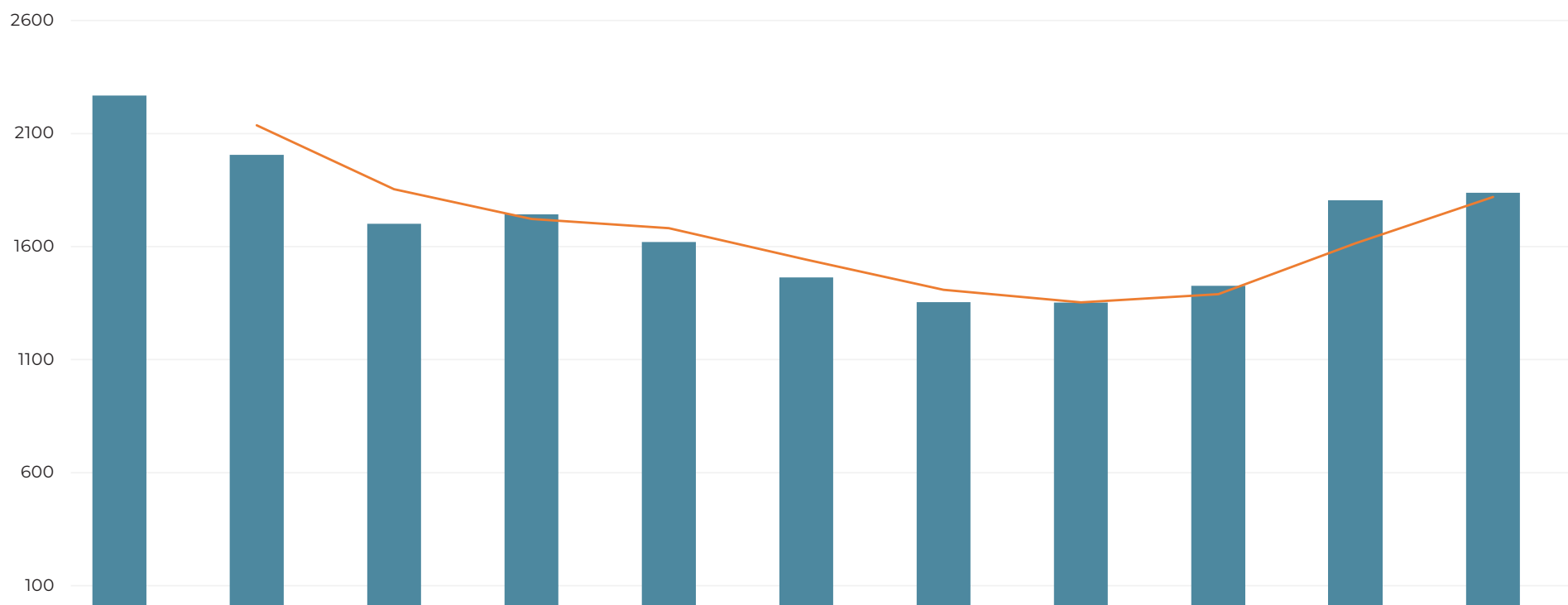
	2013/2014	2014/2015	2015/2016	2016/2017	2017/2018	2018/2019	2019/2020	2020/2021	2021/2022	2022/2023	2023/2024
■ N. ASSOLUTO	5.807	5.004	4.395	4.485	4.123	4.140	4.193	4.561	4.650	5.968	6.384
■ SCOSTAMENTO		-13,83%	-12,17%	2,05%	-8,07%	0,41%	1,28%	8,78%	1,95%	28,34%	6,97%

2013/2014	2013/2014	2014/2015	2014/2015	2015/2016	2015/2016	2016/2017	2016/2017	2017/2018	2017/2018	2018/2019	2018/2019	2019/2020	2019/2020	2020/2021	2020/2021	2021/2022	2021/2022	2022/2023	2022/2023	2023/2024	2023/2024
M	F	M	F	M	F	M	F	M	F	M	F	M	F	M	F	M	F	M	F	M	F
4.456	1.351	3.876	1.128	3.374	1.021	3.523	962	3.212	911	3.134	1.006	3.216	977	3.370	1.191	3.484	1.146	4.417	1.551	4.763	1.621

Fonte: Elaborazione CNGeGL su dati MIM

Le iscrizioni relative agli a.a.s. 2021-2022 e 2022-2023 comprendono i dati del Trentino Alto Adige, che non sono pervenuti negli anni precedenti.

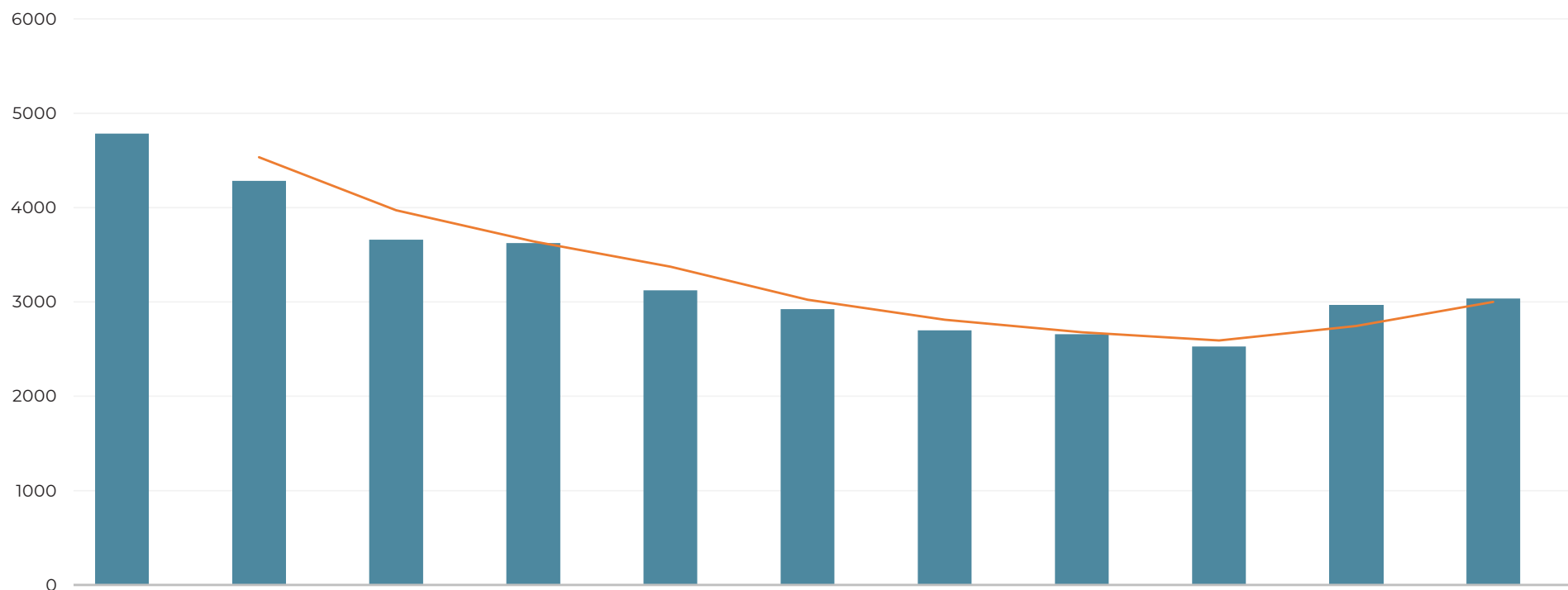
SERIE STORICA ANNI SCOLASTICI 2013/2014 - 2023/2024 - ANDAMENTO NAZIONALE AREA CENTRO



	2013/2014	2014/2015	2015/2016	2016/2017	2017/2018	2018/2019	2019/2020	2020/2021	2021/2022	2022/2023	2023/2024
■ N. ASSOLUTO	2268	2006	1701	1743	1620	1464	1354	1352	1427	1802	1838
■ SCOSTAMENTO		-11,55%	-15,20%	2,47%	-7,06%	-9,63%	-7,51%	-0,15%	5,55%	26,28%	2,00%

2013/2014	2013/2014	2014/2015	2014/2015	2015/2016	2015/2016	2016/2017	2016/2017	2017/2018	2017/2018	2018/2019	2018/2019	2019/2020	2019/2020	2020/2021	2020/2021	2021/2022	2021/2022	2022/2023	2022/2023	2023/2024	2023/2024
M	F	M	F	M	F	M	F	M	F	M	F	M	F	M	F	M	F	M	F	M	F
1.839	429	1.629	377	1.331	370	1.406	337	1.322	298	1.200	264	1.112	242	1.091	261	1.145	282	1390	412	1428	410

SERIE STORICA ANNI SCOLASTICI 2013/2014 - 2023/2024 - ANDAMENTO NAZIONALE AREA SUD E ISOLE



	2013/2014	2014/2015	2015/2016	2016/2017	2017/2018	2018/2019	2019/2020	2020/2021	2021/2022	2022/2023	2023/2024
■ N. ASSOLUTO	4784	4284	3659	3624	3124	2923	2699	2657	2528	2963	3036
■ SCOSTAMENTO		-10,45%	-14,59%	-0,96%	-13,80%	-6,43%	-7,66%	-1,56%	-4,86%	17,21%	2,46%

2013/2014	2013/2014	2014/2015	2014/2015	2015/2016	2015/2016	2016/2017	2016/2017	2017/2018	2017/2018	2018/2019	2018/2019	2019/2020	2019/2020	2020/2021	2020/2021	2021/2022	2021/2022	2022/2023	2022/2023	2023/2024	2023/2024
M	F	M	F	M	F	M	F	M	F	M	F	M	F	M	F	M	F	M	F	M	F
4.149	635	3.701	583	3.095	564	3.096	528	2.651	473	2.451	472	2.251	448	2.185	472	2.037	491	2311	652	2432	604

Parte 2

ISTITUTO TECNICO - SETTORE TECNOLOGICO CAT
INDIRIZZO COSTRUZIONI, AMBIENTE E TERRITORIO

ISCRIZIONI AL PRIMO ANNO SCOLASTICO
SERIE STORICA DAL 2013/2014 AL 2023/2024

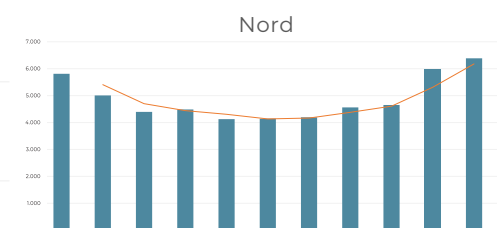
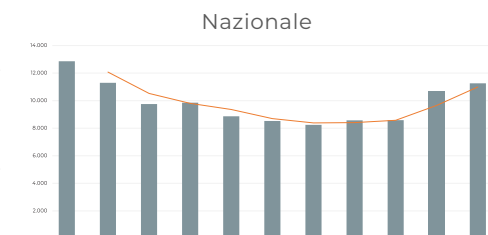
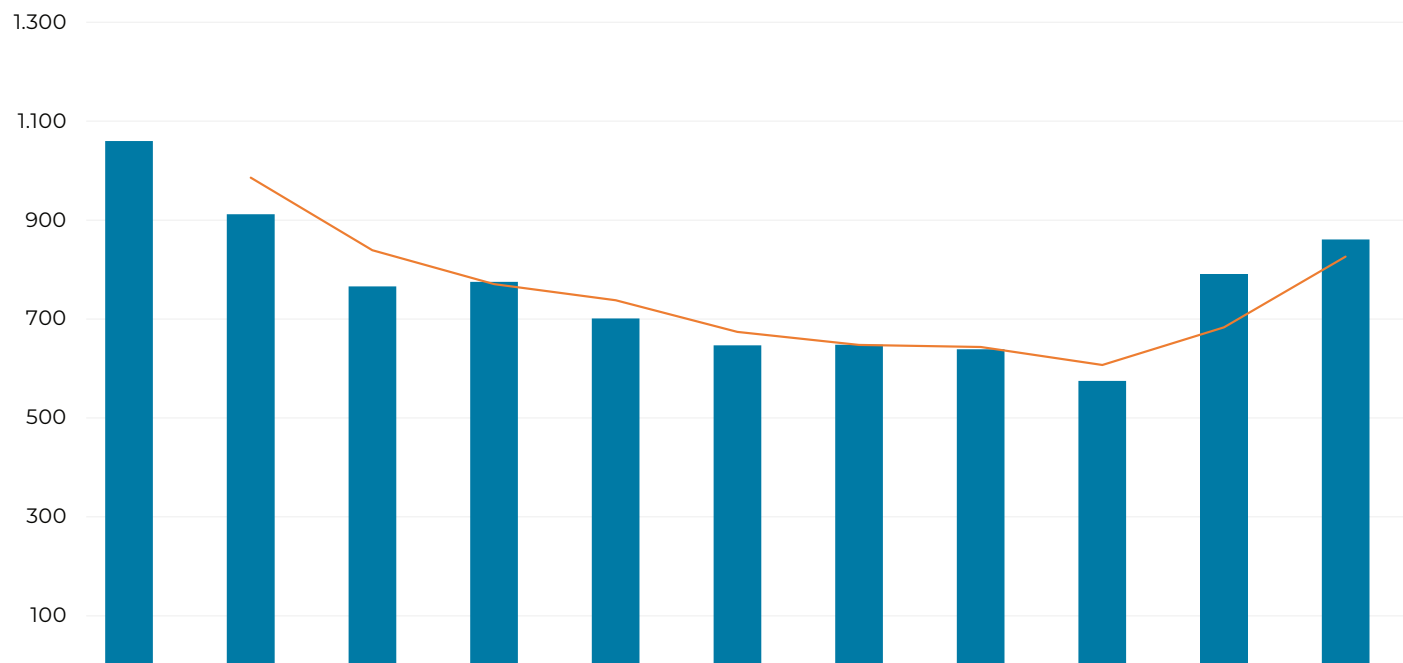
ANDAMENTO REGIONALE E PROVINCIALE

A photograph of several students in a classroom setting, looking at laptops. The students are in the foreground and middle ground, with a blurred background showing a window and other students.

GeorientiAnnoCi

UNA ROTTA PER L'ORIENTAMENTO

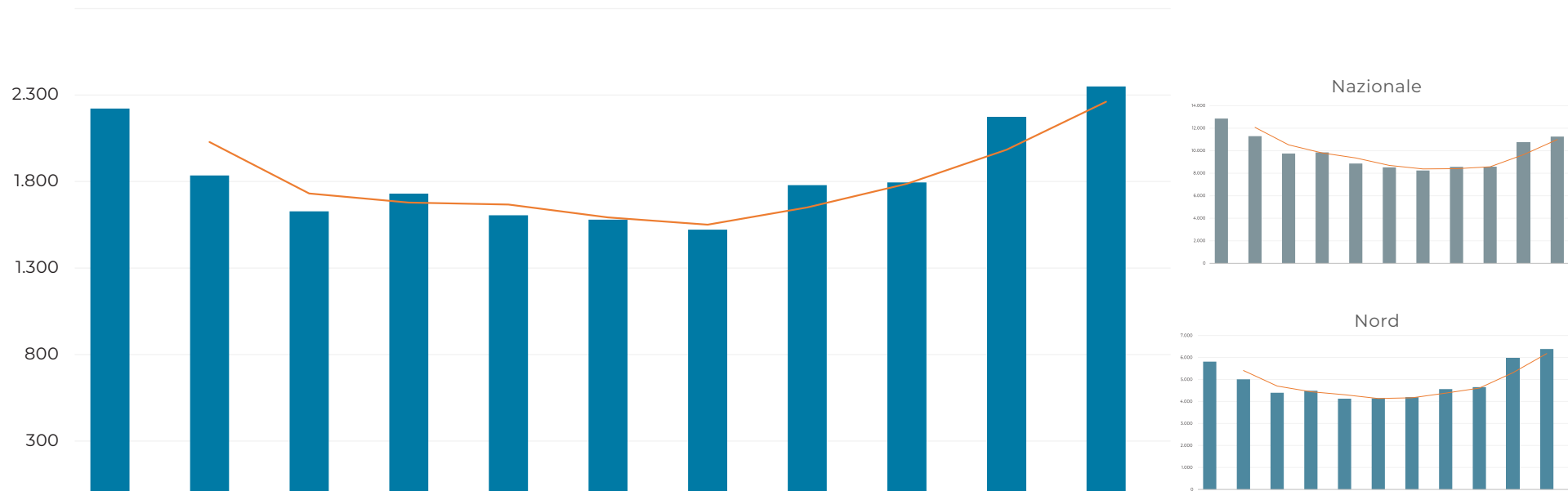
SERIE STORICA ANNI SCOLASTICI 2013/2014 - 2023/2024 - ANDAMENTO REGIONALE PIEMONTE



	2013/2014	2014/2015	2015/2016	2016/2017	2017/2018	2018/2019	2019/2020	2020/2021	2021/2022	2022/2023	2023/2024
■ N.ASSOLUTO	1.060	912	766	775	701	647	648	639	575	791	861
■ SCOSTAMENTO		-13,96%	-16,01%	1,17%	-9,55%	-7,70%	0,15%	-1,39%	-10,02%	37,57%	8,85%

Prov.	2013/2014	2013/2014	2014/2015	2014/2015	2015/2016	2015/2016	2016/2017	2016/2017	2017/2018	2017/2018	2018/2019	2018/2019	2019/2020	2019/2020	2020/2021	2020/2021	2021/2022	2021/2022	2022/2023	2022/2023	2023/2024	2023/2024
	M	F	M	F	M	F	M	F	M	F	M	F	M	F	M	F	M	F	M	F	M	F
AL	41	18	46	15	29	11	28	9	25	4	25	6	19	9	16	8	24	11	27	17	40	13
AT	38	20	30	13	41	10	22	11	28	19	31	9	22	8	12	14	16	8	20	10	22	7
BI	19	9	28	7	18	4	14	7	9	2	12	1	13	4	8	2	10	1	17	4	14	5
CN	181	63	131	56	146	62	147	54	114	46	93	53	144	44	121	62	113	46	157	56	171	71
NO	33	16	37	11	22	12	22	7	22	6	28	12	23	10	26	10	20	8	36	14	34	19
TO	384	100	339	93	249	69	261	97	260	79	230	68	222	64	222	61	202	66	278	81	303	77
VB	38	12	29	7	36	7	42	5	31	5	30	3	14	1	26	7	15	7	15	6	27	8
VC	63	25	51	19	38	12	36	13	40	11	37	9	36	15	28	16	21	7	39	14	32	18
	797	263	691	221	579	187	572	203	529	172	486	161	493	155	459	180	421	154	589	202	643	218

SERIE STORICA ANNI SCOLASTICI 2013/2014 - 2023/2024 - ANDAMENTO REGIONALE LOMBARDIA

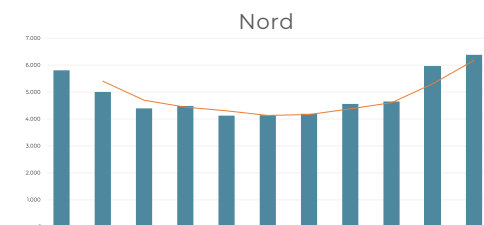
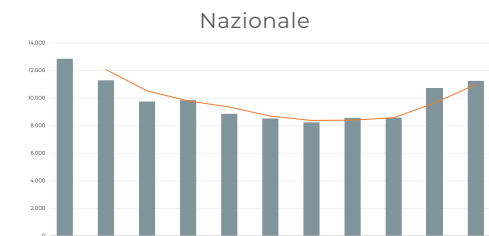
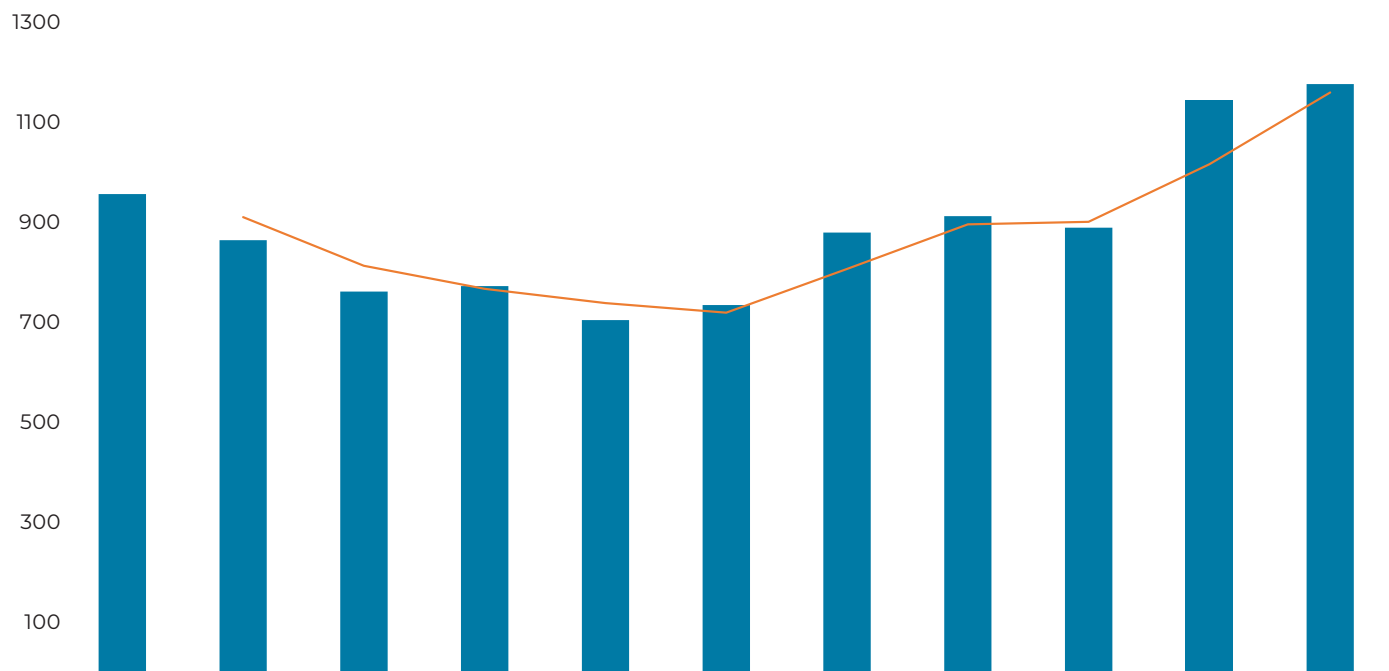


	2013/2014	2014/2015	2015/2016	2016/2017	2017/2018	2018/2019	2019/2020	2020/2021	2021/2022	2022/2023	2023/2024
■ N. ASSOLUTO	2.222	1.835	1.628	1.730	1.605	1.580	1.522	1.779	1.795	2.173	2.350
■ SCOSTAMENTO		-17,42%	-11,28%	6,27%	-7,23%	-1,56%	-3,67%	16,89%	0,90%	21,06%	8,15%

Prov.	2013/2014		2014/2015		2015/2016		2016/2017		2017/2018		2018/2019		2019/2020		2020/2021		2021/2022		2022/2023		2023/2024	
	M	F	M	F	M	F	M	F	M	F	M	F	M	F	M	F	M	F	M	F	M	F
BG	190	37	163	36	156	32	179	26	127	38	148	18	88	23	141	35	138	28	189	47	176	64
BS	233	101	201	56	197	68	212	66	215	46	206	66	190	68	217	81	269	76	268	106	327	103
CO	127	37	98	18	86	16	68	15	69	9	53	11	61	12	67	19	76	17	86	16	110	15
CR	72	29	57	21	40	12	52	18	45	11	37	15	31	15	31	11	29	7	38	11	51	16
LC	76	21	62	24	72	25	50	13	45	20	34	15	36	11	46	14	21	7	48	23	69	16
LO	50	16	43	11	34	17	32	10	24	4	22	16	22	8	37	13	43	8	33	12	34	17
MB	-	-	-	-	-	-	-	-	-	-	-	-	-	-	91	13	61	18	114	29	94	35
MI	520	112	449	97	400	81	429	93	405	107	373	119	370	93	370	128	423	114	430	158	451	118
MN	57	19	33	8	28	6	59	10	45	6	47	13	38	2	29	12	40	8	38	10	34	14
PV	131	53	99	36	62	39	98	29	98	31	95	41	112	42	99	53	121	53	168	48	158	51
SO	91	35	73	28	75	21	68	30	72	24	64	27	54	17	68	14	49	14	44	17	67	35
VA	163	52	190	32	129	32	142	31	132	32	128	32	192	37	140	50	124	51	168	72	228	67
	1.710	512	1.468	367	1.279	349	1.389	341	1.277	328	1.207	373	1.194	328	1.336	443	1.394	401	1.624	549	1.799	551

Fonte: Elaborazione CNGeGL su dati MIM

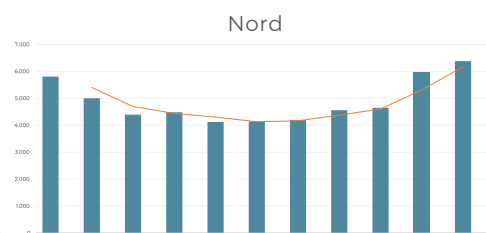
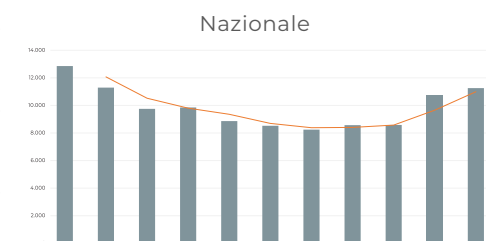
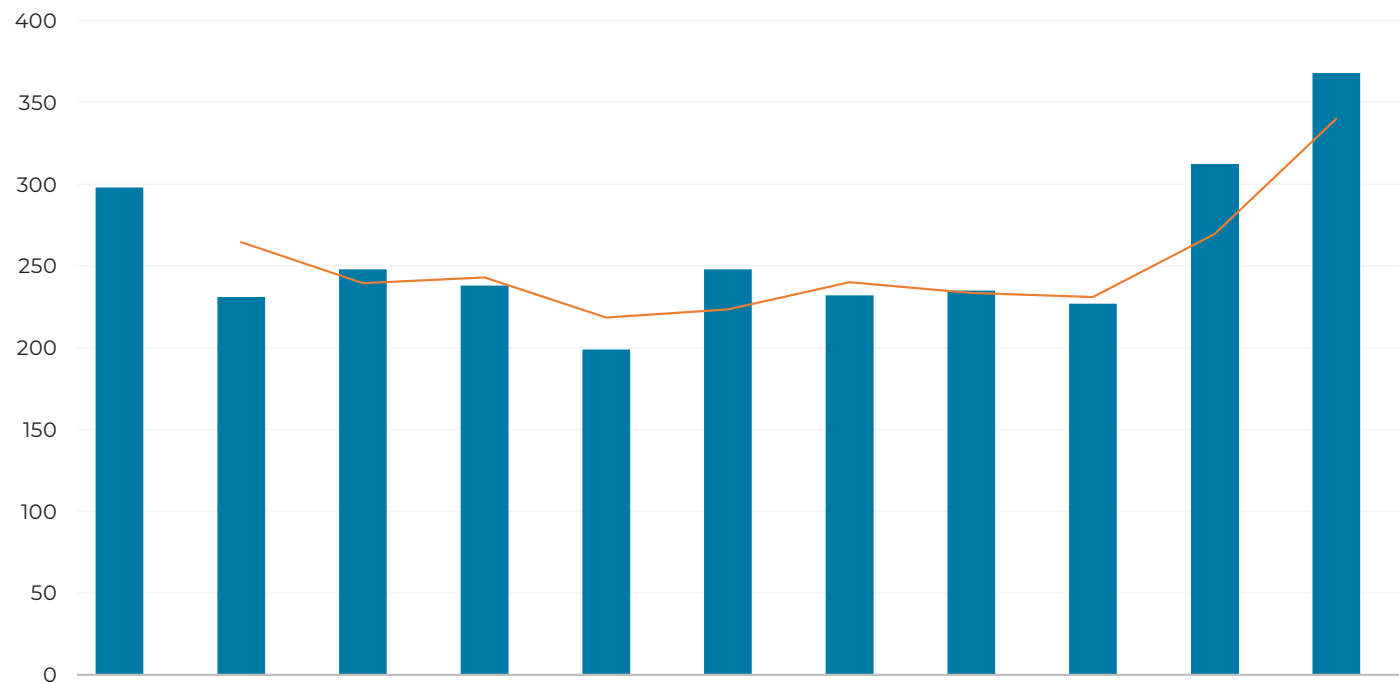
SERIE STORICA ANNI SCOLASTICI 2013/2014 - 2023/2024 - ANDAMENTO REGIONALE VENETO



	2013/2014	2014/2015	2015/2016	2016/2017	2017/2018	2018/2019	2019/2020	2020/2021	2021/2022	2022/2023	2023/2024
■ N. ASSOLUTO	958	866	763	774	706	736	881	914	891	1145	1178
■ SCOSTAMENTO		-9,60%	-11,89%	1,44%	-8,79%	4,25%	19,70%	3,75%	-2,52%	28,51%	2,88%

Prov.	2013/2014	2013/2014	2014/2015	2014/2015	2015/2016	2015/2016	2016/2017	2016/2017	2017/2018	2017/2018	2018/2019	2018/2019	2019/2020	2019/2020	2020/2021	2020/2021	2021/2022	2021/2022	2022/2023	2022/2023	2023/2024	2023/2024
	M	F	M	F	M	F	M	F	M	F	M	F	M	F	M	F	M	F	M	F	M	F
BL	56	10	74	18	61	9	53	5	33	4	32	3	40	9	35	9	31	2	71	11	55	11
PD	151	31	146	41	132	36	124	19	128	27	126	39	126	29	153	35	118	40	174	57	177	77
RO	33	12	26	11	22	14	22	13	15	12	9	1	9	3	11	6	13	7	15	1	0	0
TV	143	33	128	24	105	24	123	27	112	17	116	25	127	30	129	38	121	39	156	47	138	51
VE	89	28	75	12	54	12	67	16	63	10	61	17	62	19	56	11	78	20	86	20	103	20
VI	149	54	124	47	138	44	128	39	116	21	126	48	159	40	152	49	136	56	176	65	207	64
VR	130	39	116	24	85	27	114	24	111	37	101	32	166	62	156	74	166	64	169	97	184	91
	751	207	689	177	597	166	631	143	578	128	571	165	689	192	692	222	663	228	847	298	864	314

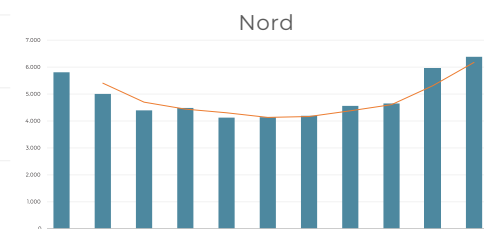
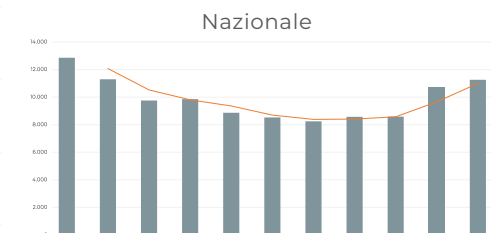
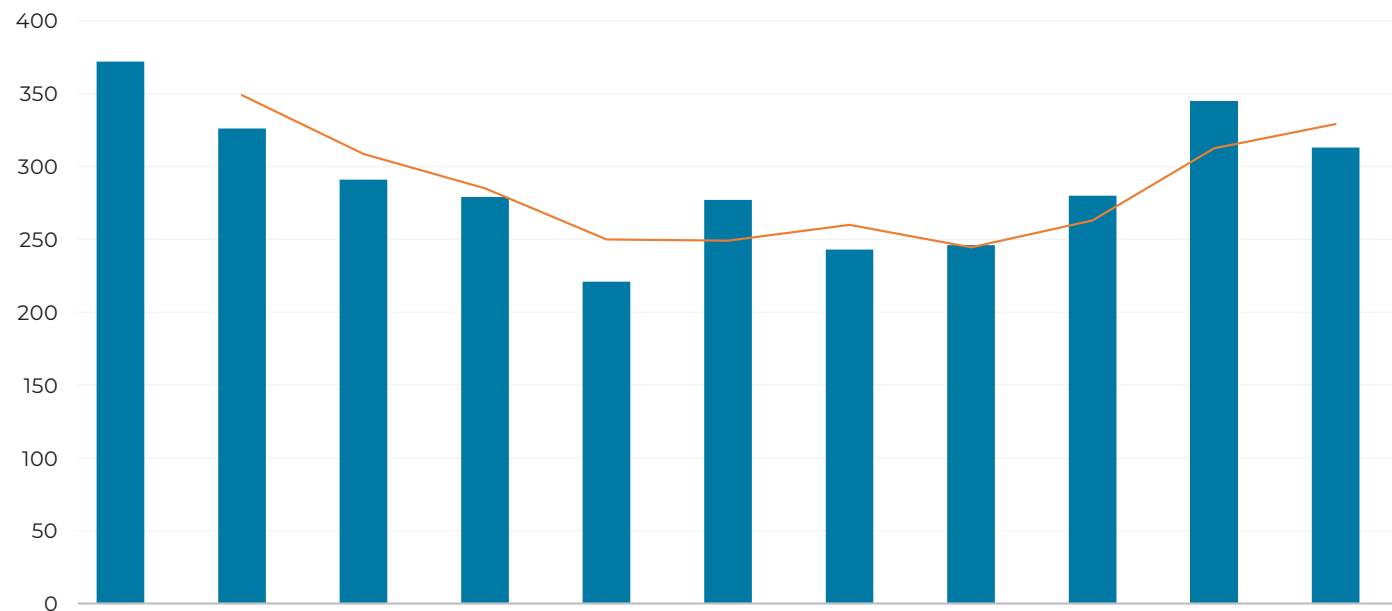
SERIE STORICA ANNI SCOLASTICI 2013/2014 - 2023/2024 - ANDAMENTO REGIONALE FRIULI VENEZIA GIULIA



	2013/2014	2014/2015	2015/2016	2016/2017	2017/2018	2018/2019	2019/2020	2020/2021	2021/2022	2022/2023	2023/2024
■ N. ASSOLUTO	298	231	248	238	199	248	232	235	227	312	368
■ SCOSTAMENTO		-22,48%	7,36%	-4,03%	-16,39%	24,62%	-6,45%	1,29%	-3,40%	37,44%	17,95%

	2013/2014	2013/2014	2014/2015	2014/2015	2015/2016	2015/2016	2016/2017	2016/2017	2017/2018	2017/2018	2018/2019	2018/2019	2019/2020	2019/2020	2020/2021	2020/2021	2021/2022	2021/2022	2022/2023	2022/2023	2023/2024	2023/2024
Prov.	M	F	M	F	M	F	M	F	M	F	M	F	M	F	M	F	M	F	M	F	M	F
GO	7	3	19	6	13	5	12	3	6	4	8	3	15	3	17	2	12	1	7	3	18	5
PN	58	16	53	12	62	21	58	16	47	10	60	19	52	23	40	17	55	15	60	33	70	45
TS	43	12	13	0	23	9	30	13	17	12	22	16	32	14	19	9	21	6	34	20	46	17
UD	127	32	98	30	94	21	89	17	81	22	97	23	81	12	102	29	82	35	112	43	127	40
	235	63	183	48	192	56	189	49	151	48	187	61	180	52	178	57	170	57	213	99	261	107

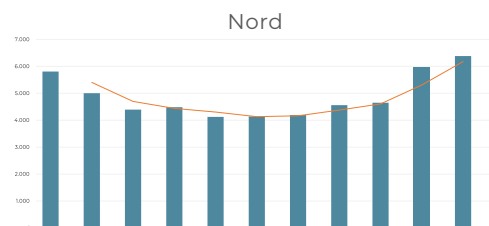
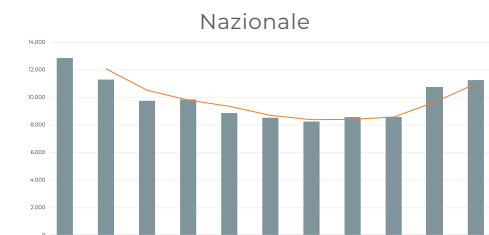
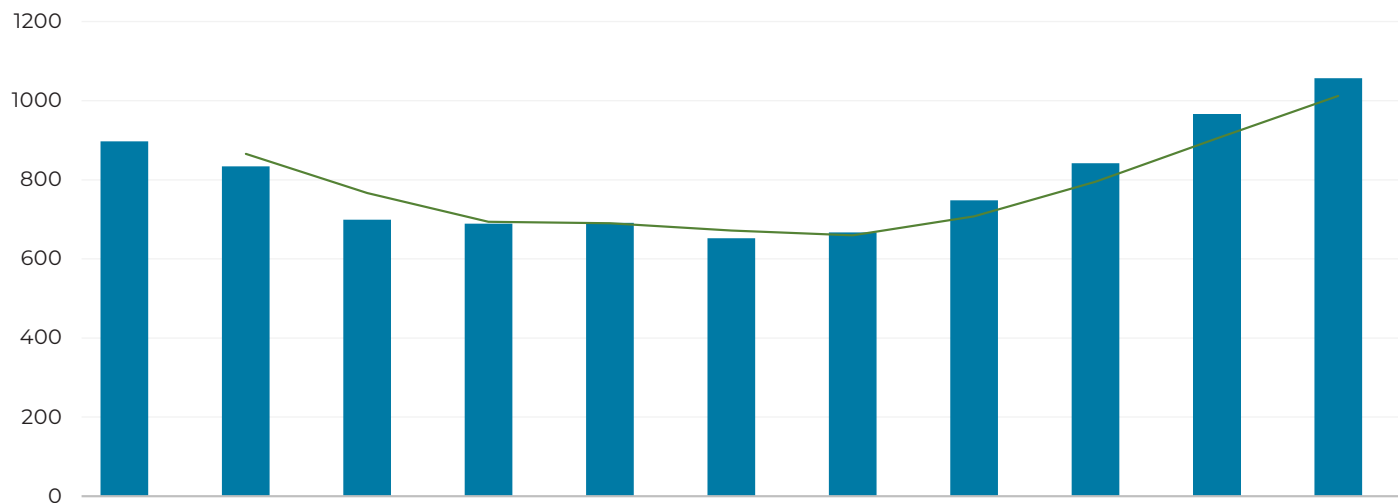
SERIE STORICA ANNI SCOLASTICI 2013/2014 - 2023/2024 - ANDAMENTO REGIONALE LIGURIA



	2013/2014	2014/2015	2015/2016	2016/2017	2017/2018	2018/2019	2019/2020	2020/2021	2021/2022	2022/2023	2023/2024
■ N. ASSOLUTO	372	326	291	279	221	277	243	246	280	345	313
■ SCOSTAMENTO		-12,37%	-10,74%	-4,12%	-20,79%	25,34%	-12,27%	1,23%	13,82%	23,21%	-9,28%

	2013/2014	2013/2014	2014/2015	2014/2015	2015/2016	2015/2016	2016/2017	2016/2017	2017/2018	2017/2018	2018/2019	2018/2019	2019/2020	2019/2020	2020/2021	2020/2021	2021/2022	2021/2022	2022/2023	2022/2023	2023/2024	2023/2024
Prov.	M	F	M	F	M	F	M	F	M	F	M	F	M	F	M	F	M	F	M	F	M	F
GE	141	21	111	32	77	29	70	22	68	27	73	32	76	26	70	25	99	20	132	31	113	28
IM	51	11	45	12	34	16	49	13	33	8	52	10	23	7	46	14	54	11	48	18	43	18
SP	42	14	24	9	37	12	30	10	24	7	23	10	21	15	23	8	26	10	27	9	24	9
SV	66	26	75	18	59	27	68	17	40	14	60	17	56	19	40	20	47	13	55	25	54	24
	300	72	255	71	207	84	217	62	165	56	208	69	176	67	179	67	226	54	262	83	234	79

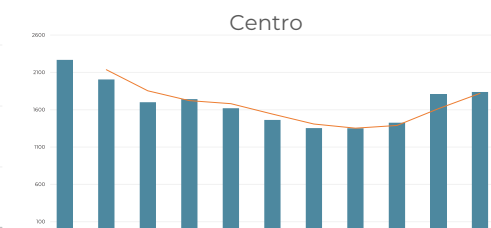
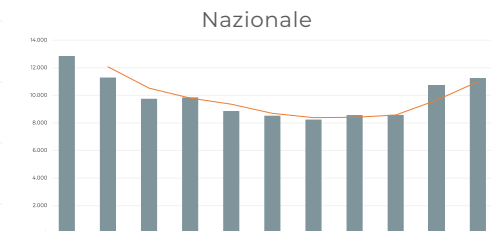
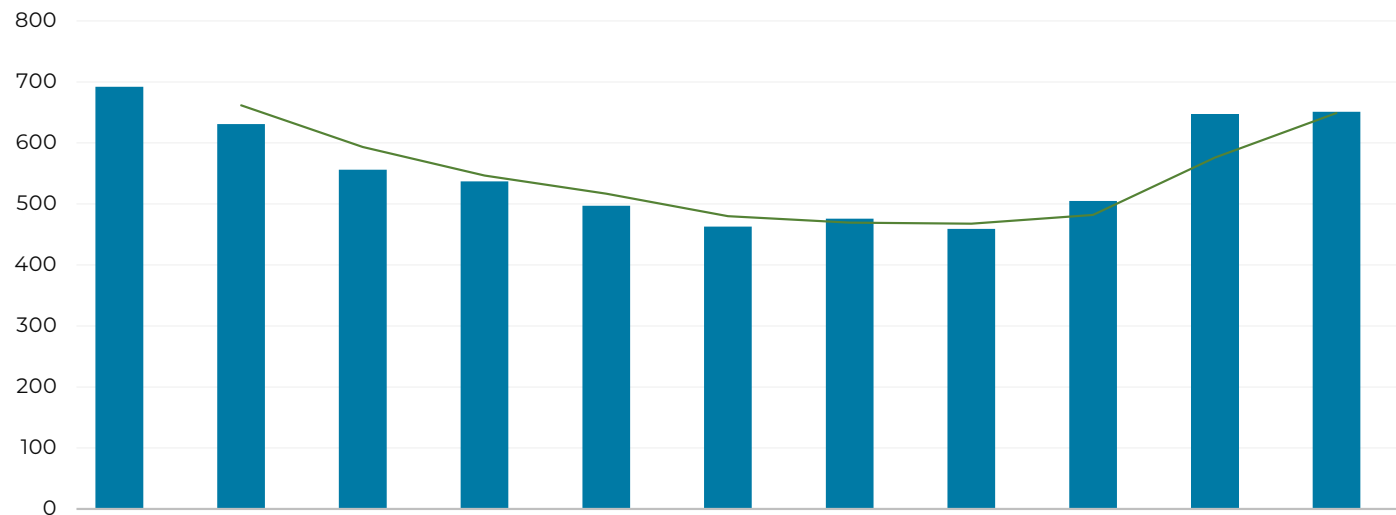
SERIE STORICA ANNI SCOLASTICI 2013/2014 - 2023/2024 - ANDAMENTO REGIONALE EMILIA-ROMAGNA



	2013/2014	2014/2015	2015/2016	2016/2017	2017/2018	2018/2019	2019/2020	2020/2021	2021/2022	2022/2023	2023/2024
■ N. ASSOLUTO	897	834	699	689	691	652	667	748	842	967	1057
■ SCOSTAMENTO		-7,02%	-16,19%	-1,43%	0,29%	-5,64%	2,30%	12,14%	12,57%	14,85%	9,31%

Prov.	2013/2014		2014/2015		2015/2016		2016/2017		2017/2018		2018/2019		2019/2020		2020/2021		2021/2022		2022/2023		2023/2024	
	M	F	M	F	M	F	M	F	M	F	M	F	M	F	M	F	M	F	M	F	M	F
BO	143	60	137	57	83	41	99	32	78	30	94	48	100	46	100	42	124	46	128	55	125	56
FE	44	17	33	15	29	16	32	9	33	13	33	11	25	5	25	17	20	6	33	15	41	19
FO	75	22	53	25	55	11	64	23	37	13	38	17	38	18	49	19	45	33	65	42	69	42
MO	136	37	102	45	111	36	97	37	114	47	100	32	101	36	124	44	123	55	152	61	142	67
PC	48	9	29	11	43	13	45	11	34	4	33	5	37	12	35	13	32	17	57	18	59	16
PR	103	35	82	19	80	25	87	18	80	26	73	26	72	31	76	28	92	27	84	42	136	66
RA	49	32	62	36	50	23	39	18	58	28	31	24	40	25	45	25	44	31	56	24	56	26
RE	58	19	58	17	38	2	42	11	45	8	29	8	41	4	30	20	65	13	68	15	67	16
RN	7	3	34	19	31	12	20	5	33	10	44	6	30	6	42	14	50	19	31	21	38	16
	663	234	590	244	520	179	525	164	512	179	475	177	484	183	526	222	595	247	674	293	733	324

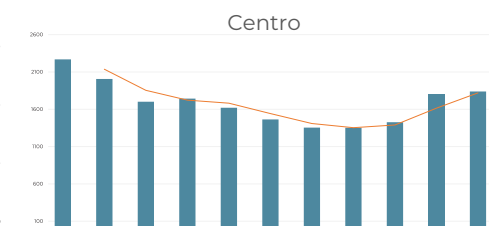
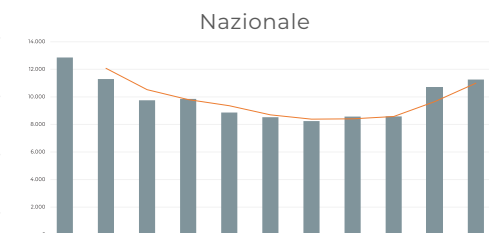
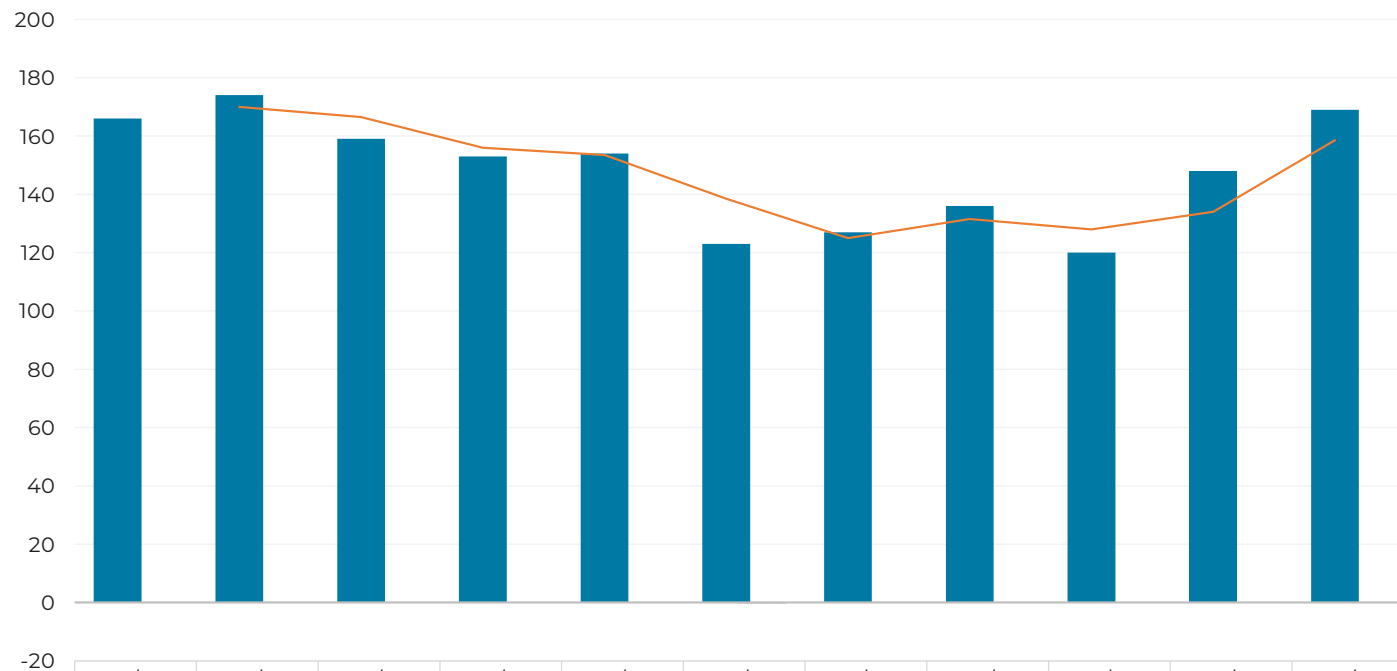
SERIE STORICA ANNI SCOLASTICI 2013/2014 - 2023/2024 - ANDAMENTO REGIONALE TOSCANA



	2013/2014	2014/2015	2015/2016	2016/2017	2017/2018	2018/2019	2019/2020	2020/2021	2021/2022	2022/2023	2023/2024
■ N. ASSOLUTO	692	631	556	537	497	463	476	459	505	647	651
■ SCOSTAMENTO		-8,82%	-11,89%	-3,42%	-7,45%	-6,84%	2,81%	-3,57%	10,02%	28,12%	0,62%

Prov.	2013/2014	2013/2014	2014/2015	2014/2015	2015/2016	2015/2016	2016/2017	2016/2017	2017/2018	2017/2018	2018/2019	2018/2019	2019/2020	2019/2020	2020/2021	2020/2021	2021/2022	2021/2022	2022/2023	2022/2023	2023/2024	2023/2024
	M	F	M	F	M	F	M	F	M	F	M	F	M	F	M	F	M	F	M	F	M	F
AR	23	4	26	8	25	2	22	9	24	2	17	1	10	3	17	3	19	6	24	4	17	8
FI	150	32	149	35	134	37	121	27	127	23	121	28	137	29	122	35	127	40	183	54	173	52
GR	40	15	40	8	30	5	35	9	22	5	22	8	25	3	38	2	28	7	34	2	27	9
LI	29	10	28	8	39	10	26	6	21	5	21	10	21	7	14	2	16	3	29	8	41	15
LU	83	31	71	16	45	13	55	17	42	17	36	11	43	12	45	10	33	17	37	14	36	12
MS	48	6	39	9	29	7	36	7	23	18	20	3	17	8	24	11	29	2	29	7	18	5
PI	49	16	57	10	40	24	29	13	34	14	33	11	29	9	30	8	30	7	43	18	60	21
PO	46	14	51	10	37	15	46	8	43	12	46	12	51	13	34	12	56	20	62	14	57	17
PT	16	5	15	2	15	4	24	6	24	6	20	5	20	2	19	8	22	5	26	9	27	10
SI	51	24	37	12	26	19	25	16	25	10	30	8	27	10	17	8	24	14	29	21	28	18
	535	157	513	118	420	136	419	118	385	112	366	97	380	96	360	99	384	121	496	151	484	167

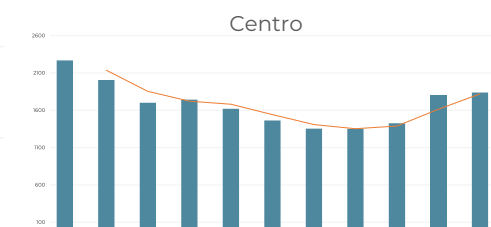
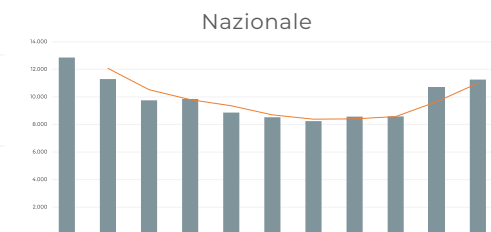
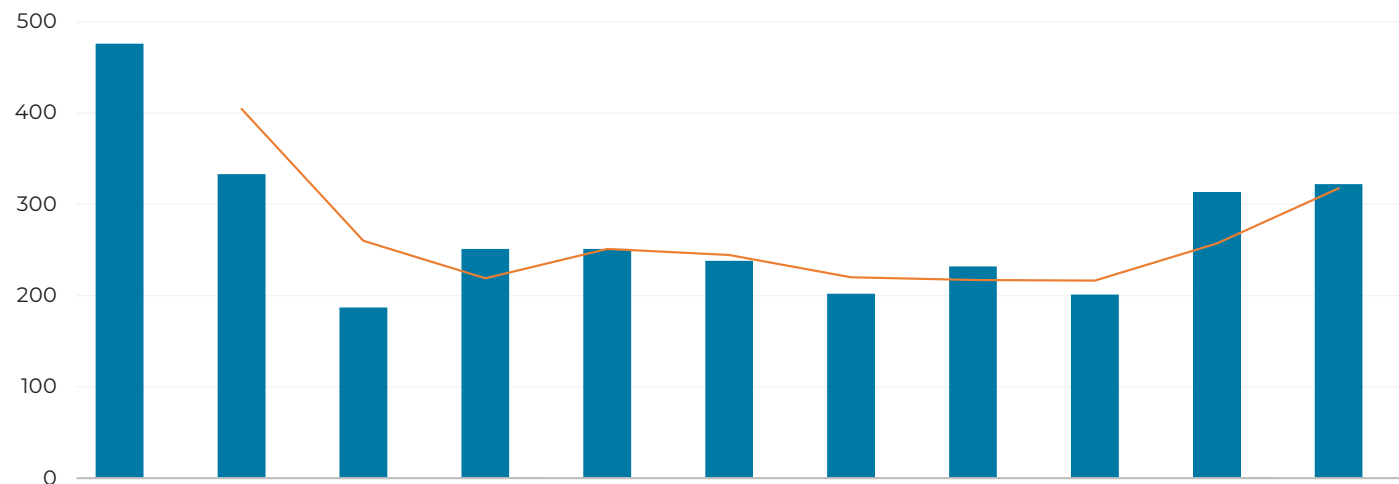
SERIE STORICA ANNI SCOLASTICI 2013/2014 - 2023/2024 - ANDAMENTO REGIONALE UMBRIA



	2013/2014	2014/2015	2015/2016	2016/2017	2017/2018	2018/2019	2019/2020	2020/2021	2021/2022	2022/2023	2023/2024
N. ASSOLUTO	166	174	159	153	154	123	127	136	120	148	169
SCOSTAMENTO		4,82%	-8,62%	-3,77%	0,65%	-20,13%	3,25%	7,09%	-11,76%	23,33%	14,19%

	2013/2014	2013/2014	2014/2015	2014/2015	2015/2016	2015/2016	2016/2017	2016/2017	2017/2018	2017/2018	2018/2019	2018/2019	2019/2020	2019/2020	2020/2021	2020/2021	2021/2022	2021/2022	2022/2023	2022/2023	2023/2024	2023/2024
Prov.	M	F	M	F	M	F	M	F	M	F	M	F	M	F	M	F	M	F	M	F	M	F
PG	80	26	96	32	108	33	88	24	101	21	84	15	66	16	87	20	76	17	85	22	101	29
TR	50	10	40	6	13	5	37	4	27	5	19	5	38	7	24	5	25	2	28	13	30	9
	130	36	136	38	121	38	125	28	128	26	103	20	104	23	111	25	101	19	113	35	131	38

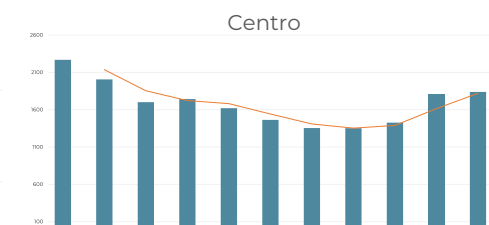
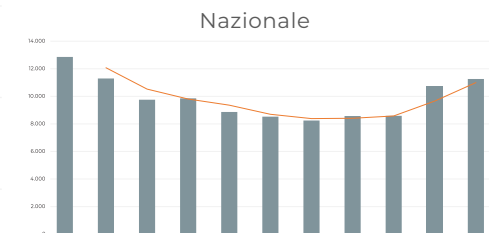
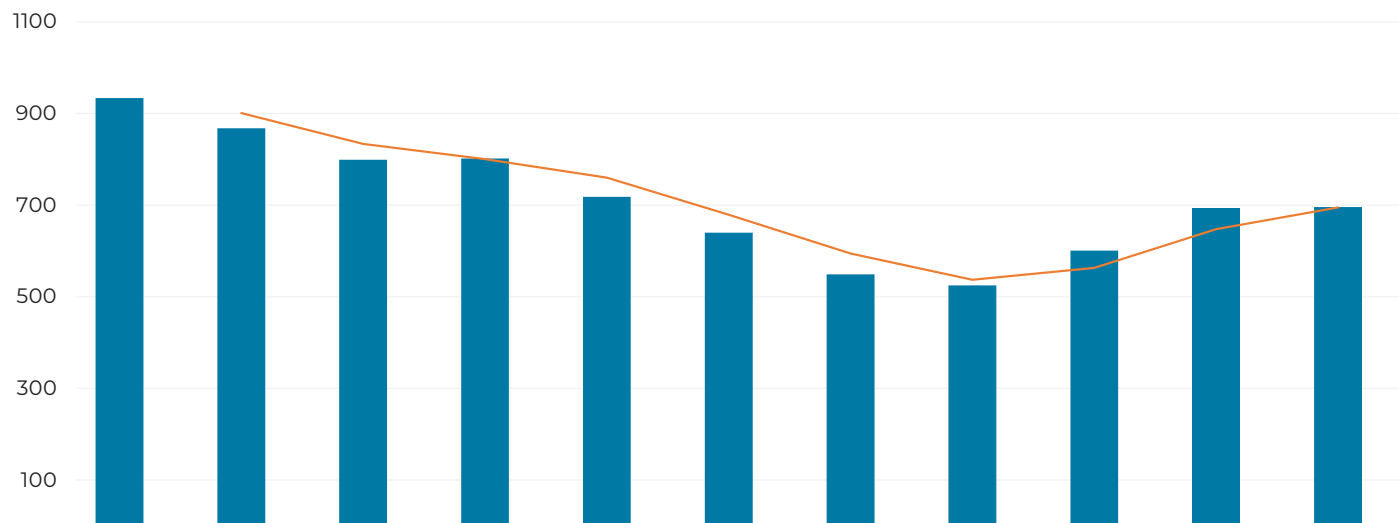
SERIE STORICA ANNI SCOLASTICI 2013/2014 - 2023/2024 - ANDAMENTO REGIONALE MARCHE



	2013/2014	2014/2015	2015/2016	2016/2017	2017/2018	2018/2019	2019/2020	2020/2021	2021/2022	2022/2023	2023/2024
■ N. ASSOLUTO	476	333	187	251	251	238	202	232	201	313	322
■ SCOSTAMENTO		-30,04%	-43,84%	34,22%	0,00%	-5,18%	-15,13%	14,85%	-13,36%	55,72%	2,88%

	2013/2014	2013/2014	2014/2015	2014/2015	2015/2016	2015/2016	2016/2017	2016/2017	2017/2018	2017/2018	2018/2019	2018/2019	2019/2020	2019/2020	2020/2021	2020/2021	2021/2022	2021/2022	2022/2023	2022/2023	2023/2024	2023/2024
Prov.	M	F	M	F	M	F	M	F	M	F	M	F	M	F	M	F	M	F	M	F	M	F
AN	106	27	79	17	49	13	52	22	62	19	59	17	42	7	29	22	39	15	59	31	52	25
AP	106	37	84	22	37	21	68	14	49	12	50	8	36	6	42	11	37	7	52	11	62	19
MC	82	21	47	15	37	15	36	10	46	10	43	14	42	14	51	7	28	7	57	13	61	11
PS	78	19	57	12	10	5	42	7	44	9	38	9	45	10	58	12	61	7	67	23	72	20
	372	104	267	66	133	54	198	53	201	50	190	48	165	37	180	52	165	36	235	78	247	75

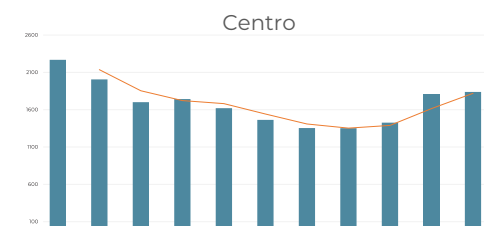
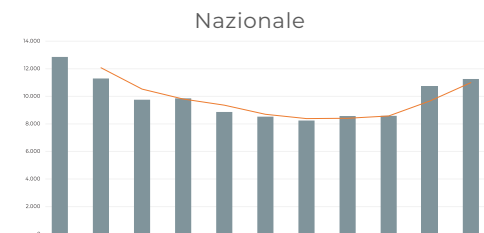
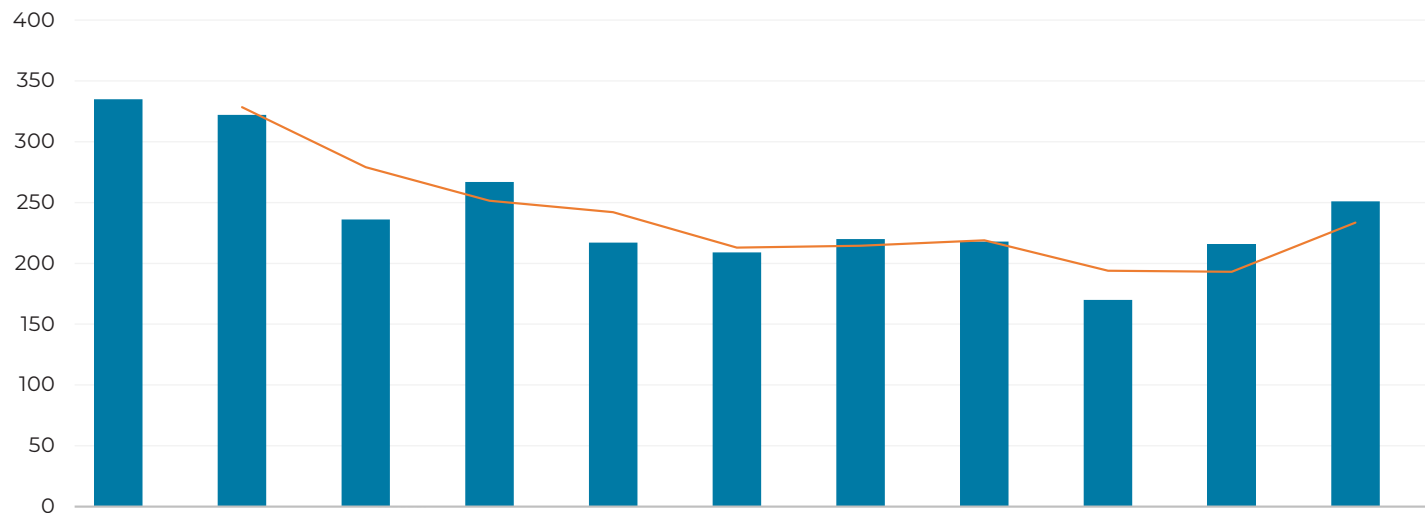
SERIE STORICA ANNI SCOLASTICI 2013/2014 - 2023/2024 - ANDAMENTO REGIONALE LAZIO



	2013/2014	2014/2015	2015/2016	2016/2017	2017/2018	2018/2019	2019/2020	2020/2021	2021/2022	2022/2023	2023/2024
■ N. ASSOLUTO	934	868	799	802	718	640	549	525	601	694	696
■ SCOSTAMENTO		-7,07%	-7,95%	0,38%	-10,47%	-10,86%	-14,22%	-4,37%	14,48%	15,47%	0,29%

	2013/2014	2013/2014	2014/2015	2014/2015	2015/2016	2015/2016	2016/2017	2016/2017	2017/2018	2017/2018	2018/2019	2018/2019	2019/2020	2019/2020	2020/2021	2020/2021	2021/2022	2021/2022	2022/2023	2022/2023	2023/2024	2023/2024
Prov.	M	F	M	F	M	F	M	F	M	F	M	F	M	F	M	F	M	F	M	F	M	F
FR	113	19	92	24	78	14	92	14	65	14	48	9	48	7	21	2	25	5	38	15	39	6
LT	69	17	66	17	43	15	49	17	54	12	73	16	65	15	70	15	56	11	74	18	74	23
RI	28	3	25	6	31	4	21	8	16	2	19	1	15	3	16	2	25	1	22	4	24	5
RM	499	75	455	95	443	98	448	85	413	70	347	60	268	54	280	53	309	71	321	96	340	76
VT	93	18	75	13	62	11	54	14	60	12	54	13	67	7	53	13	80	18	91	15	89	20
	802	132	713	155	657	142	664	138	608	110	541	99	463	86	440	85	495	106	546	148	566	130

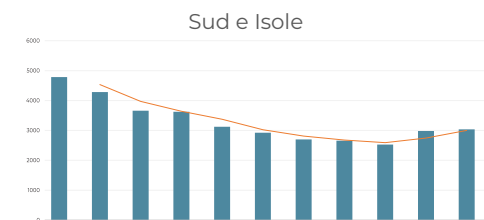
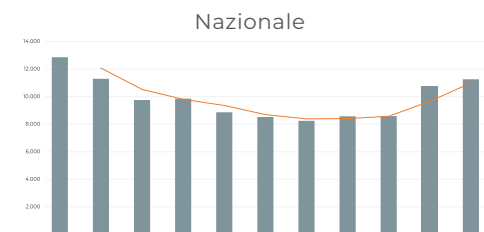
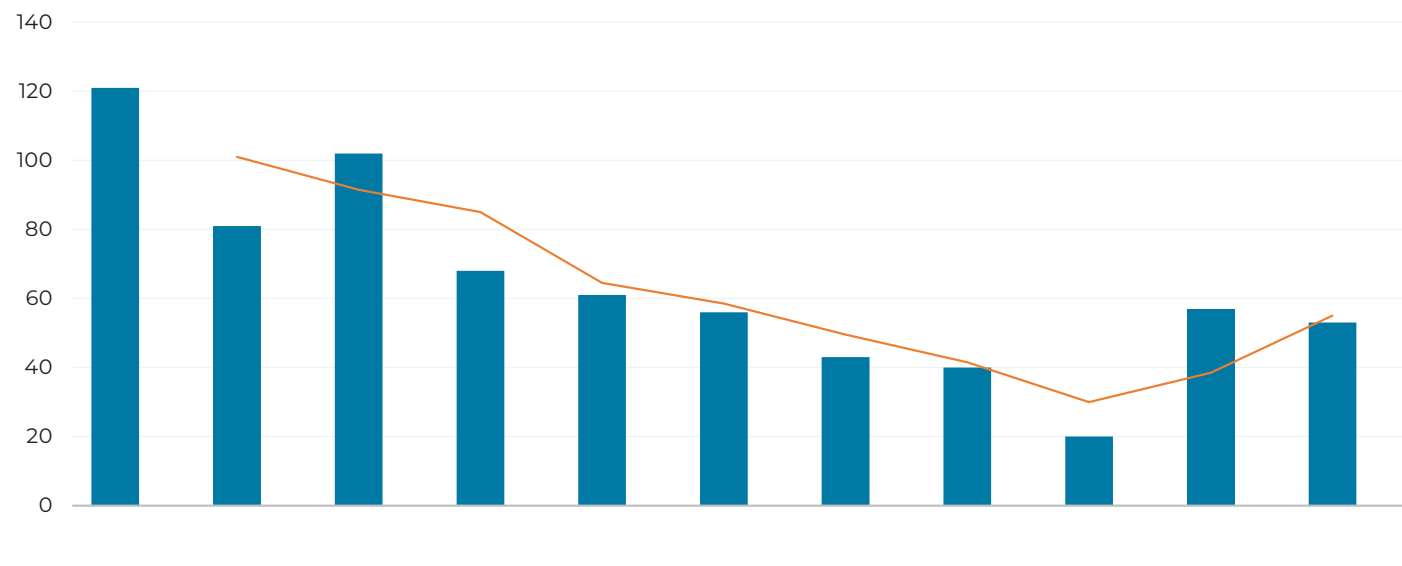
SERIE STORICA ANNI SCOLASTICI 2013/2014 - 2023/2024 - ANDAMENTO REGIONALE ABRUZZO



	2013/2014	2014/2015	2015/2016	2016/2017	2017/2018	2018/2019	2019/2020	2020/2021	2021/2022	2022/2023	2023/2024
■ N. ASSOLUTO	335	322	236	267	217	209	220	218	170	216	251
■ SCOSTAMENTO		-3,88%	-26,71%	13,14%	-18,73%	-3,69%	5,26%	-0,91%	-22,02%	27,06%	16,20%

Prov.	2013/2014		2014/2015		2015/2016		2016/2017		2017/2018		2018/2019		2019/2020		2020/2021		2021/2022		2022/2023		2023/2024	
	M	F	M	F	M	F	M	F	M	F	M	F	M	F	M	F	M	F	M	F	M	F
AQ	112	22	108	19	72	21	95	12	75	16	77	12	59	14	46	14	46	6	41	15	57	22
CH	62	23	59	18	39	14	40	13	34	14	30	9	37	14	26	8	24	10	42	15	55	13
PE	50	15	58	15	43	10	40	15	39	15	33	15	30	11	63	14	37	9	45	6	45	19
TE	43	8	31	14	30	7	44	8	23	1	28	5	48	7	37	10	36	2	42	10	28	12
	267	68	256	66	184	52	219	48	171	46	168	41	174	46	172	46	143	27	170	46	185	66

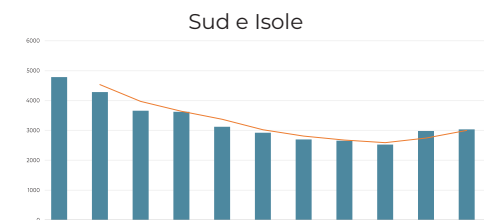
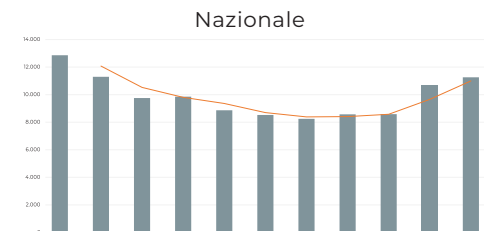
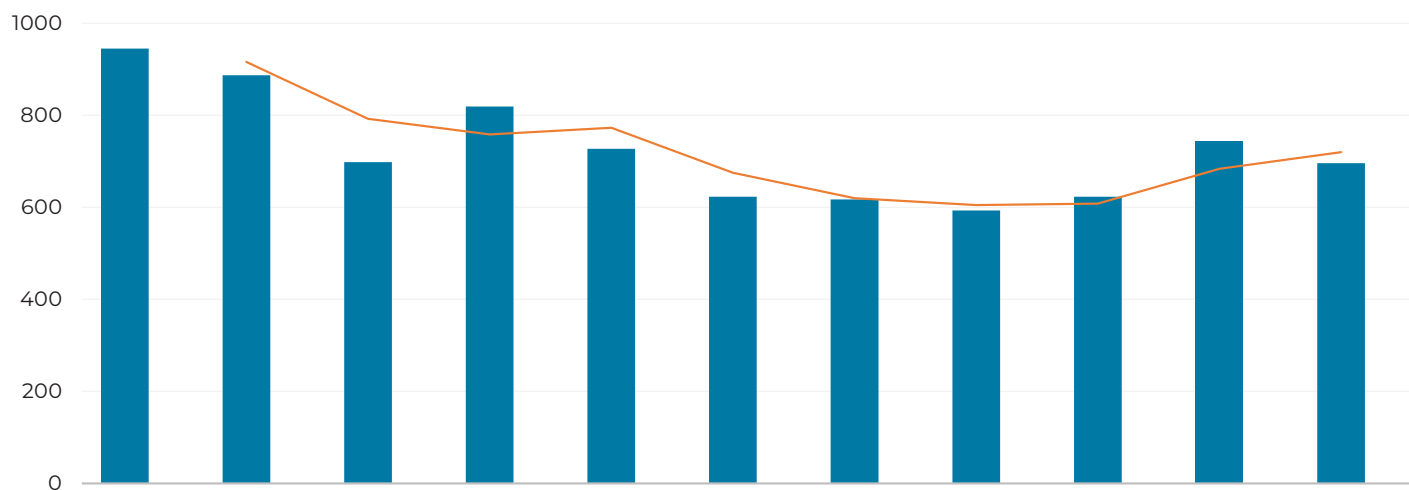
SERIE STORICA ANNI SCOLASTICI 2013/2014 - 2023/2024 - ANDAMENTO REGIONALE MOLISE



	2013/2014	2014/2015	2015/2016	2016/2017	2017/2018	2018/2019	2019/2020	2020/2021	2021/2022	2022/2023	2023/2024
■ N. ASSOLUTO	121	81	102	68	61	56	43	40	20	57	53
■ SCOSTAMENTO		-33,06%	25,93%	-33,33%	-10,29%	-8,20%	-23,21%	-6,98%	-50,00%	185,00%	-7,02%

	2013/2014	2013/2014	2014/2015	2014/2015	2015/2016	2015/2016	2016/2017	2016/2017	2017/2018	2017/2018	2018/2019	2018/2019	2019/2020	2019/2020	2020/2021	2020/2021	2021/2022	2021/2022	2022/2023	2022/2023	2023/2024	2023/2024
Prov.	M	F	M	F	M	F	M	F	M	F	M	F	M	F	M	F	M	F	M	F	M	F
CB	62	15	47	10	50	9	31	8	33	3	23	6	17	2	18	2	0	0	32	7	28	4
IS	44	0	21	3	37	6	27	2	22	3	25	2	21	3	17	3	18	2	16	2	19	2
	106	15	68	13	87	15	58	10	55	6	48	8	38	5	35	5	18	2	48	9	47	6

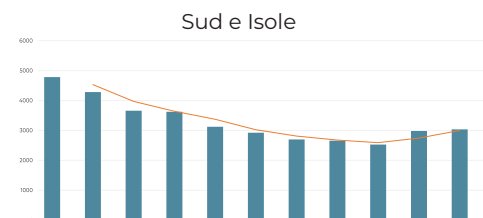
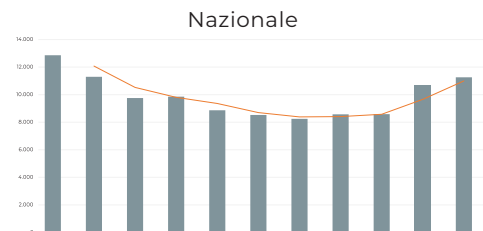
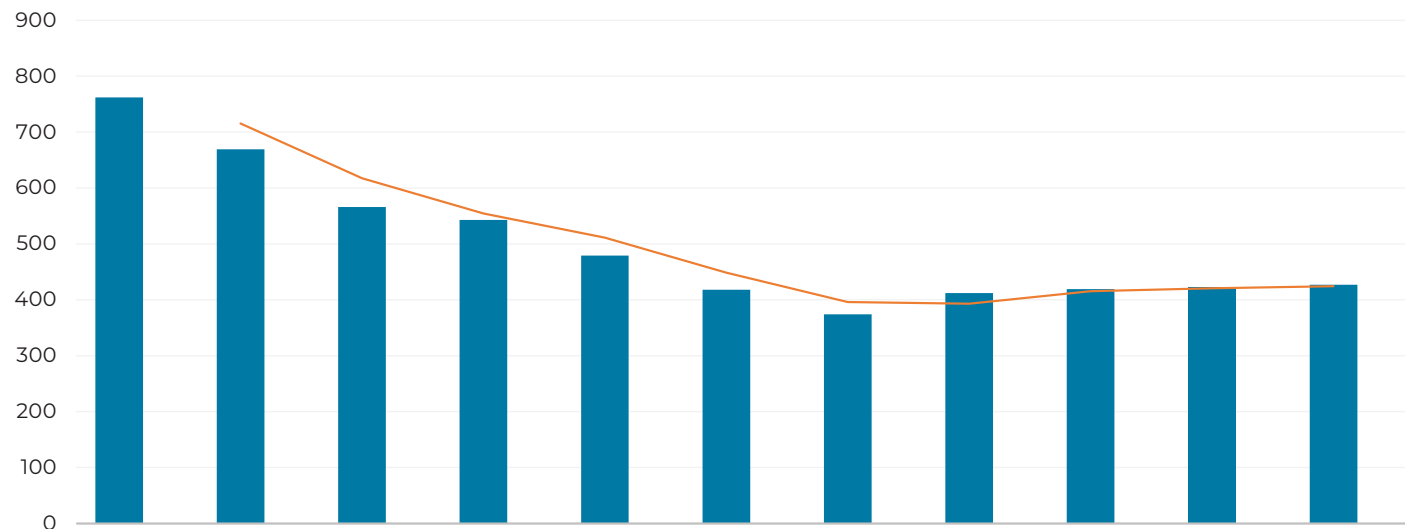
SERIE STORICA ANNI SCOLASTICI 2013/2014 - 2023/2024 - ANDAMENTO REGIONALE CAMPANIA



	2013/2014	2014/2015	2015/2016	2016/2017	2017/2018	2018/2019	2019/2020	2020/2021	2021/2022	2022/2023	2023/2024
■ N. ASSOLUTO	945	887	698	819	727	623	617	593	623	744	696
■ SCOSTAMENTO		-6,14%	-21,31%	17,34%	-11,23%	-14,31%	-0,96%	-3,89%	5,06%	19,42%	-6,45%

Prov.	2013/2014		2014/2015		2015/2016		2016/2017		2017/2018		2018/2019		2019/2020		2020/2021		2021/2022		2022/2023		2023/2024	
	M	F	M	F	M	F	M	F	M	F	M	F	M	F	M	F	M	F	M	F	M	F
AV	63	6	71	9	49	9	63	10	42	13	29	14	25	9	35	13	12	8	27	6	31	7
BN	64	9	40	3	55	3	51	5	40	11	41	7	26	5	32	5	32	12	23	5	21	2
CE	198	15	148	7	114	8	163	10	125	9	95	7	104	13	69	7	62	5	78	18	86	19
NA	314	40	342	35	268	38	302	45	277	66	217	59	265	55	261	50	261	92	305	101	283	78
SA	211	25	197	35	132	22	139	31	133	11	140	14	102	13	115	6	112	27	152	29	131	38
	850	95	798	89	618	80	718	101	617	110	522	101	522	95	512	81	479	144	585	159	552	144

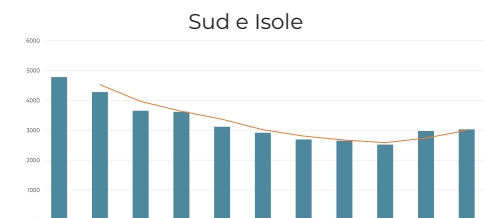
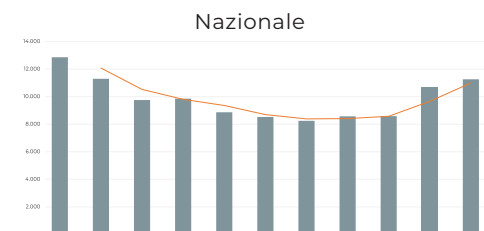
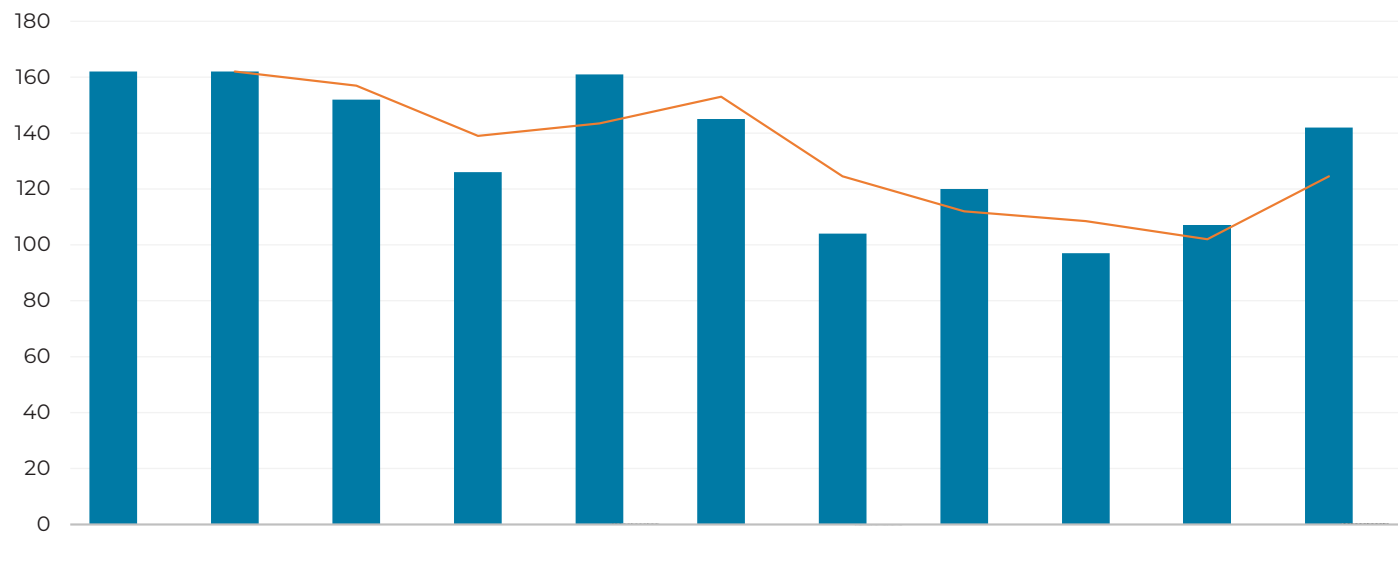
SERIE STORICA ANNI SCOLASTICI 2013/2014 - 2023/2024 - ANDAMENTO REGIONALE PUGLIA



	2013/2014	2014/2015	2015/2016	2016/2017	2017/2018	2018/2019	2019/2020	2020/2021	2021/2022	2022/2023	2023/2024
■ N. ASSOLUTO	762	669	566	543	479	418	374	412	419	422	427
■ SCOSTAMENTO		-12,20%	-15,40%	-4,06%	-11,79%	-12,73%	-10,53%	10,16%	1,70%	0,72%	1,18%

Prov.	2013/2014	2013/2014	2014/2015	2014/2015	2015/2016	2015/2016	2016/2017	2016/2017	2017/2018	2017/2018	2018/2019	2018/2019	2019/2020	2019/2020	2020/2021	2020/2021	2021/2022	2021/2022	2022/2023	2022/2023	2023/2024	2023/2024
	M	F	M	F	M	F	M	F	M	F	M	F	M	F	M	F	M	F	M	F	M	F
BA	328	45	248	44	218	35	165	36	159	22	150	21	131	25	143	35	165	13	158	34	165	27
BR	21	2	27	9	26	6	23	7	8	8	26	5	12	4	19	7	21	3	16	3	19	5
FG	172	15	127	22	90	16	108	25	84	32	44	5	50	11	47	19	62	6	40	12	50	8
LE	78	18	82	18	81	28	79	20	83	11	71	20	81	12	68	23	70	24	71	19	69	22
TA	72	11	80	12	53	13	67	13	55	17	60	16	34	14	38	13	45	10	54	15	46	16
	671	91	564	105	468	98	442	101	389	90	351	67	308	66	315	97	363	56	339	83	349	78

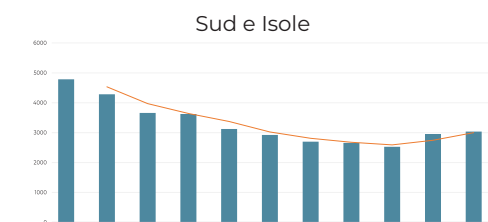
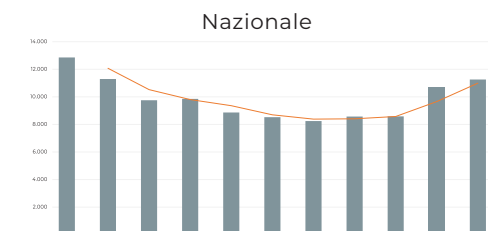
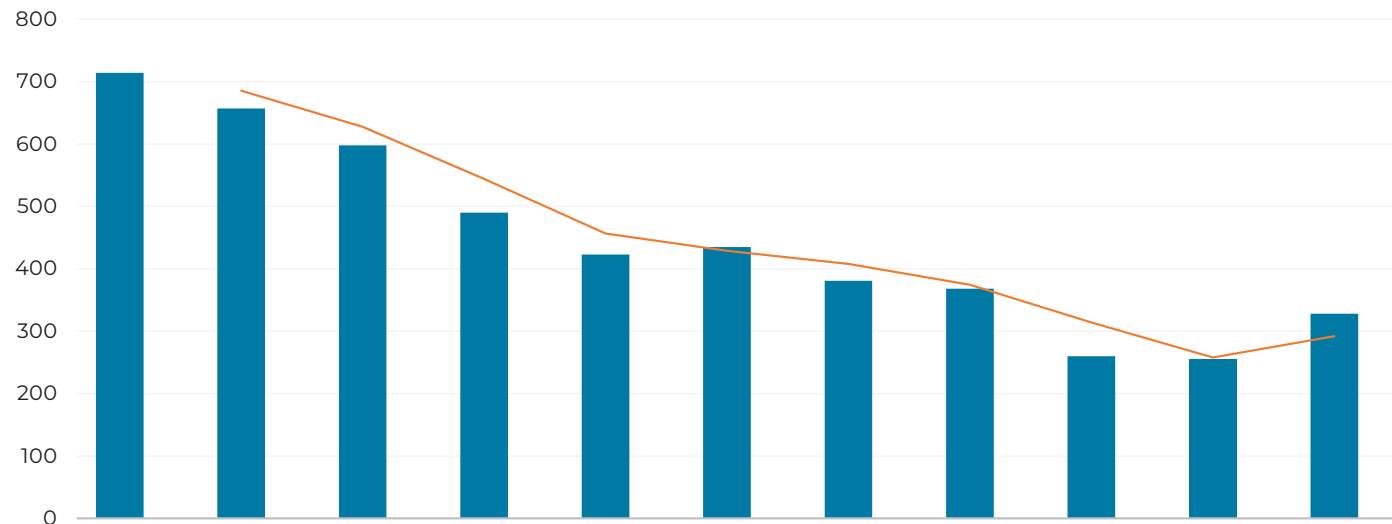
SERIE STORICA ANNI SCOLASTICI 2013/2014 - 2023/2024 - ANDAMENTO REGIONALE BASILICATA



	2013/2014	2014/2015	2015/2016	2016/2017	2017/2018	2018/2019	2019/2020	2020/2021	2021/2022	2022/2023	2023/2024
■ N. ASSOLUTO	162	162	152	126	161	145	104	120	97	107	142
■ SCOSTAMENTO		0,00%	-6,17%	-17,11%	27,78%	-9,94%	-28,28%	15,38%	-19,17%	10,31%	32,71%

	2013/2014	2013/2014	2014/2015	2014/2015	2015/2016	2015/2016	2016/2017	2016/2017	2017/2018	2017/2018	2018/2019	2018/2019	2019/2020	2019/2020	2020/2021	2020/2021	2021/2022	2021/2022	2022/2023	2022/2023	2023/2024	2023/2024
Prov.	M	F	M	F	M	F	M	F	M	F	M	F	M	F	M	F	M	F	M	F	M	F
MT	25	5	25	4	19	4	23	7	46	6	31	8	21	4	24	6	12	2	22	8	42	7
PZ	119	13	112	21	107	22	84	12	97	12	91	15	70	9	71	19	72	11	64	13	78	15
	144	18	137	25	126	26	107	19	143	18	122	23	91	13	95	25	84	13	86	21	120	22

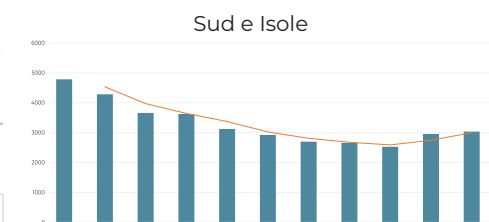
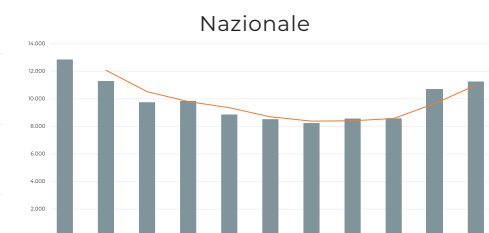
SERIE STORICA ANNI SCOLASTICI 2013/2014 - 2023/2024 - ANDAMENTO REGIONALE CALABRIA



	2013/2014	2014/2015	2015/2016	2016/2017	2017/2018	2018/2019	2019/2020	2020/2021	2021/2022	2022/2023	2023/2024
■ N. ASSOLUTO	714	657	598	490	423	435	381	368	260	256	328
■ SCOSTAMENTO		-7,98%	-8,98%	-18,06%	-13,67%	2,84%	-12,41%	-3,41%	-29,35%	-1,54%	28,13%

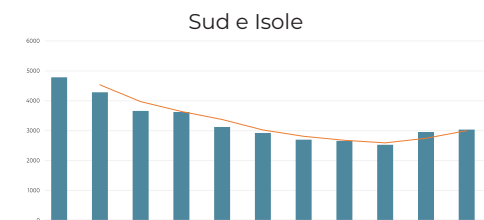
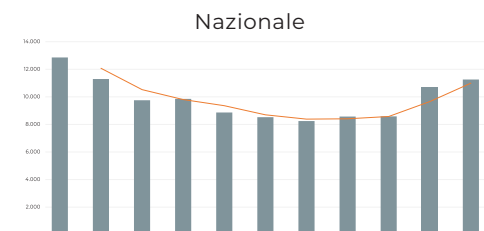
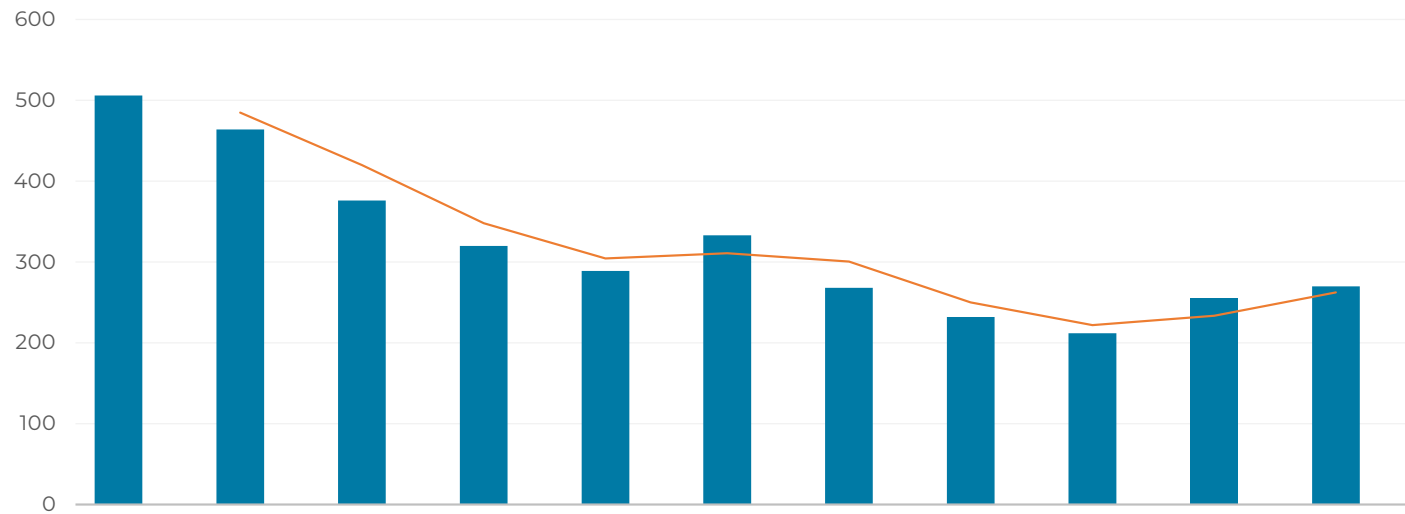
Prov.	2013/2014		2014/2015		2015/2016		2016/2017		2017/2018		2018/2019		2019/2020		2020/2021		2021/2022		2022/2023		2023/2024	
	M	F	M	F	M	F	M	F	M	F	M	F	M	F	M	F	M	F	M	F	M	F
CS	245	35	209	35	173	46	141	30	146	21	169	27	137	15	113	25	72	11	48	18	95	19
CZ	176	28	140	33	134	24	126	37	89	17	79	22	62	14	55	19	50	11	44	15	44	17
KR	53	1	47	5	35	7	32	7	41	1	25	1	40	3	17	1	19	0	15	0	26	0
RC	110	22	122	6	122	21	72	10	69	5	62	14	75	14	88	18	67	7	60	22	80	19
VV	40	4	51	9	28	8	32	3	30	4	33	3	14	7	30	2	21	2	31	3	27	1
	624	90	569	88	492	106	403	87	375	48	368	67	328	53	303	65	229	31	198	58	272	56

SERIE STORICA ANNI SCOLASTICI 2013/2014 - 2023/2024 - ANDAMENTO REGIONALE SICILIA



Prov.	2013/2014		2014/2015		2015/2016		2016/2017		2017/2018		2018/2019		2019/2020		2020/2021		2021/2022		2022/2023		2023/2024	
	M	F	M	F	M	F	M	F	M	F	M	F	M	F	M	F	M	F	M	F	M	F
AG	119	10	79	5	104	6	104	12	95	4	67	4	77	3	48	6	28	2	67	5	39	2
CL	120	9	100	5	114	4	92	10	69	4	49	3	62	1	49	4	78	15	81	20	99	18
CT	170	15	117	16	77	17	125	8	103	12	80	5	65	9	74	7	54	7	62	17	66	13
EN	69	3	56	5	51	3	46	4	32	4	38	2	29	1	25	3	35	5	32	3	23	6
ME	152	23	138	23	118	24	123	17	82	24	87	25	105	29	86	26	95	37	157	55	121	59
PA	241	43	254	15	168	31	203	20	98	18	115	23	106	21	131	23	103	38	117	24	167	22
RG	70	7	59	8	57	8	61	11	59	16	60	8	53	12	52	8	44	19	74	16	54	18
SR	61	5	49	6	50	4	47	6	49	4	43	9	40	5	39	14	29	6	30	3	37	2
TP	103	19	80	27	80	15	90	12	81	13	80	6	63	11	68	11	94	38	95	48	100	23
	1.105	134	932	110	819	112	891	100	668	99	619	85	600	92	572	102	560	167	715	191	706	163

SERIE STORICA ANNI SCOLASTICI 2013/2014 - 2023/2024 - ANDAMENTO REGIONALE SARDEGNA



	2013/2014	2014/2015	2015/2016	2016/2017	2017/2018	2018/2019	2019/2020	2020/2021	2021/2022	2022/2023	2023/2024
■ N. ASSOLUTO	506	464	376	320	289	333	268	232	212	255	270
■ SCOSTAMENTO		-8,30%	-18,97%	-14,89%	-9,69%	15,22%	-19,52%	-13,43%	-8,62%	20,28%	5,88%

	2013/2014	2013/2014	2014/2015	2014/2015	2015/2016	2015/2016	2016/2017	2016/2017	2017/2018	2017/2018	2018/2019	2018/2019	2019/2020	2019/2020	2020/2021	2020/2021	2021/2022	2021/2022	2022/2023	2022/2023	2023/2024	2023/2024
Prov.	M	F	M	F	M	F	M	F	M	F	M	F	M	F	M	F	M	F	M	F	M	F
CA	127	37	119	27	113	20	106	19	105	8	133	29	105	27	85	15	59	16	28	10	<u>75</u>	<u>20</u>
NU	88	24	80	12	66	18	72	10	36	3	29	11	23	7	36	5	22	5	19	15	<u>22</u>	<u>9</u>
OR	29	2	24	2	11	4	9	4	22	5	10	3	8	5	14	3	15	9	17	8	<u>26</u>	<u>6</u>
SS	138	61	154	46	111	33	71	29	70	40	81	37	54	39	46	28	65	21	106	52	<u>78</u>	<u>34</u>
	382	124	377	87	301	75	258	62	233	56	253	80	190	78	181	51	161	51	170	85	201	69

Parte 3

ISTITUTO TECNICO - SETTORE TECNOLOGICO CAT
INDIRIZZO COSTRUZIONI, AMBIENTE E TERRITORIO

ISCRIZIONI AL PRIMO ANNO SCOLASTICO
SERIE STORICA DAL 2013/2014 AL 2023/2024

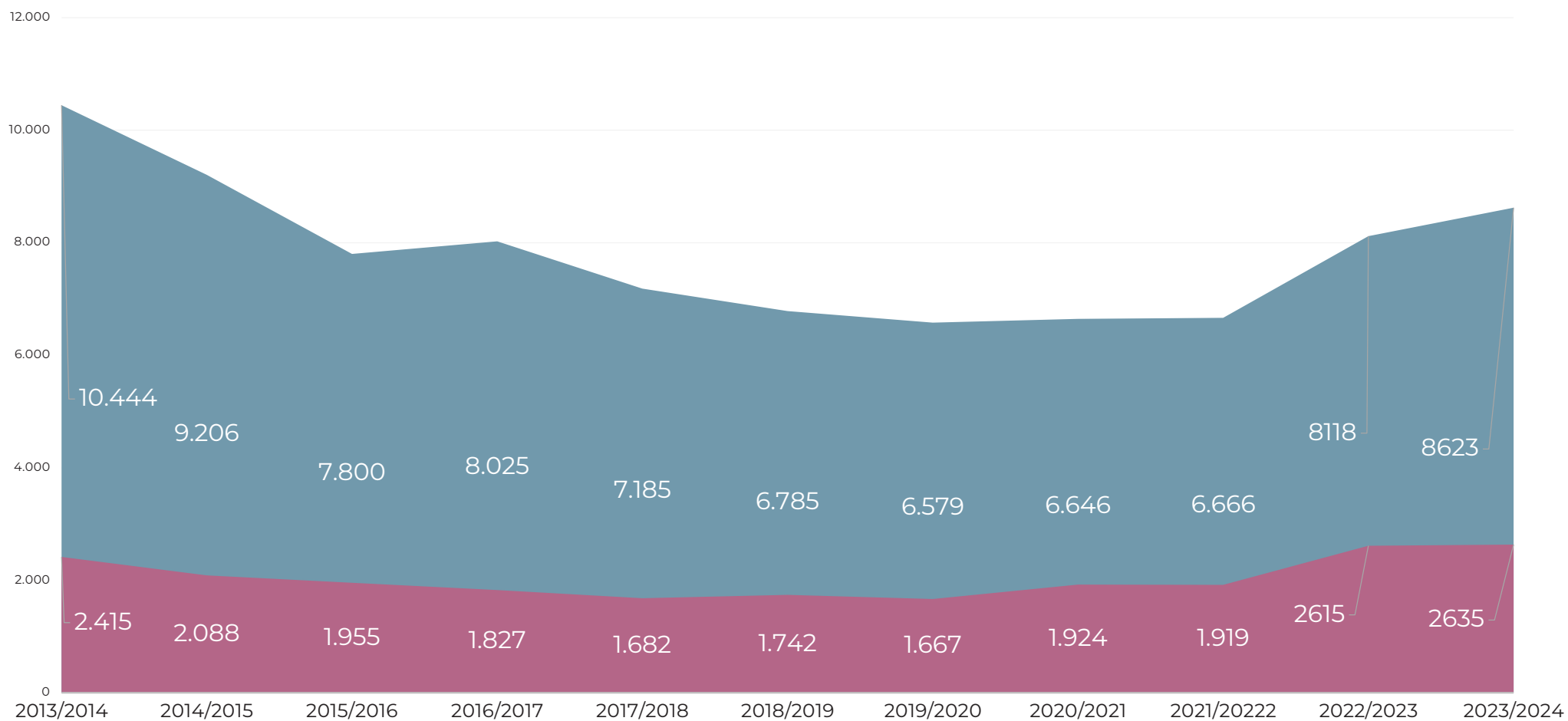
ANDAMENTO PER GENERE

GLI INTROVABILI

La nuova campagna radio
per l'orientamento scolastico



SERIE STORICA ANNI SCOLASTICI 2013/2014 - 2023/2024 - ANDAMENTO PER GENERE NAZIONALE

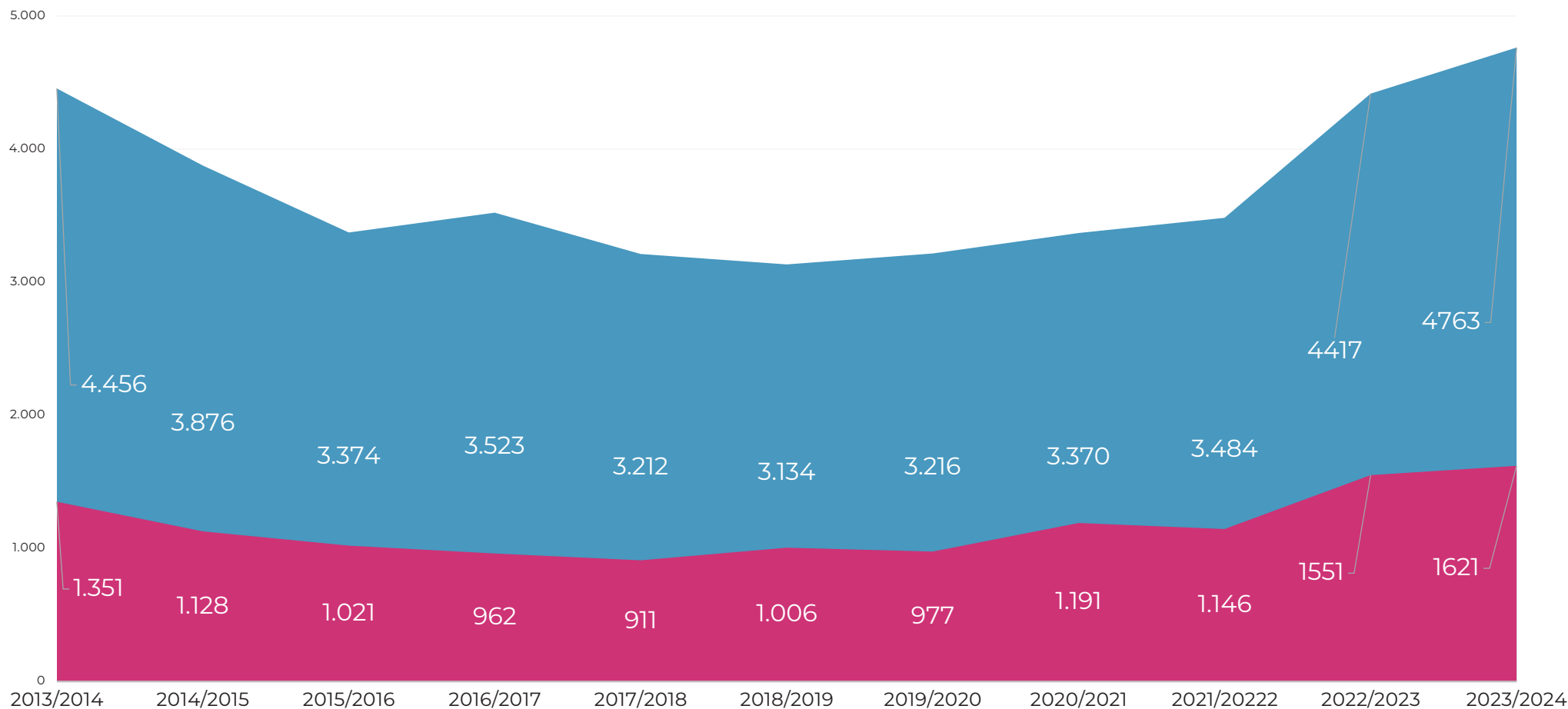


2013/2014	2014/2015	2015/2016	2016/2017	2017/2018	2018/2019	2019/2020	2020/2021	2021/2022	2022/2023	2023/2024
12.859	11.294	9.755	9.852	8.867	8.527	8.246	8.570	8585	10733	11258

Fonte: Elaborazione CNGeGL su dati MIM

*Le iscrizioni relative agli a.a.s. 2021-2022 e 2022-2023 comprendono i dati del Trentino Alto Adige, che non sono pervenuti negli anni precedenti.

SERIE STORICA ANNI SCOLASTICI 2013/2014 - 2023/2024 - ANDAMENTO PER GENERE AREA NORD

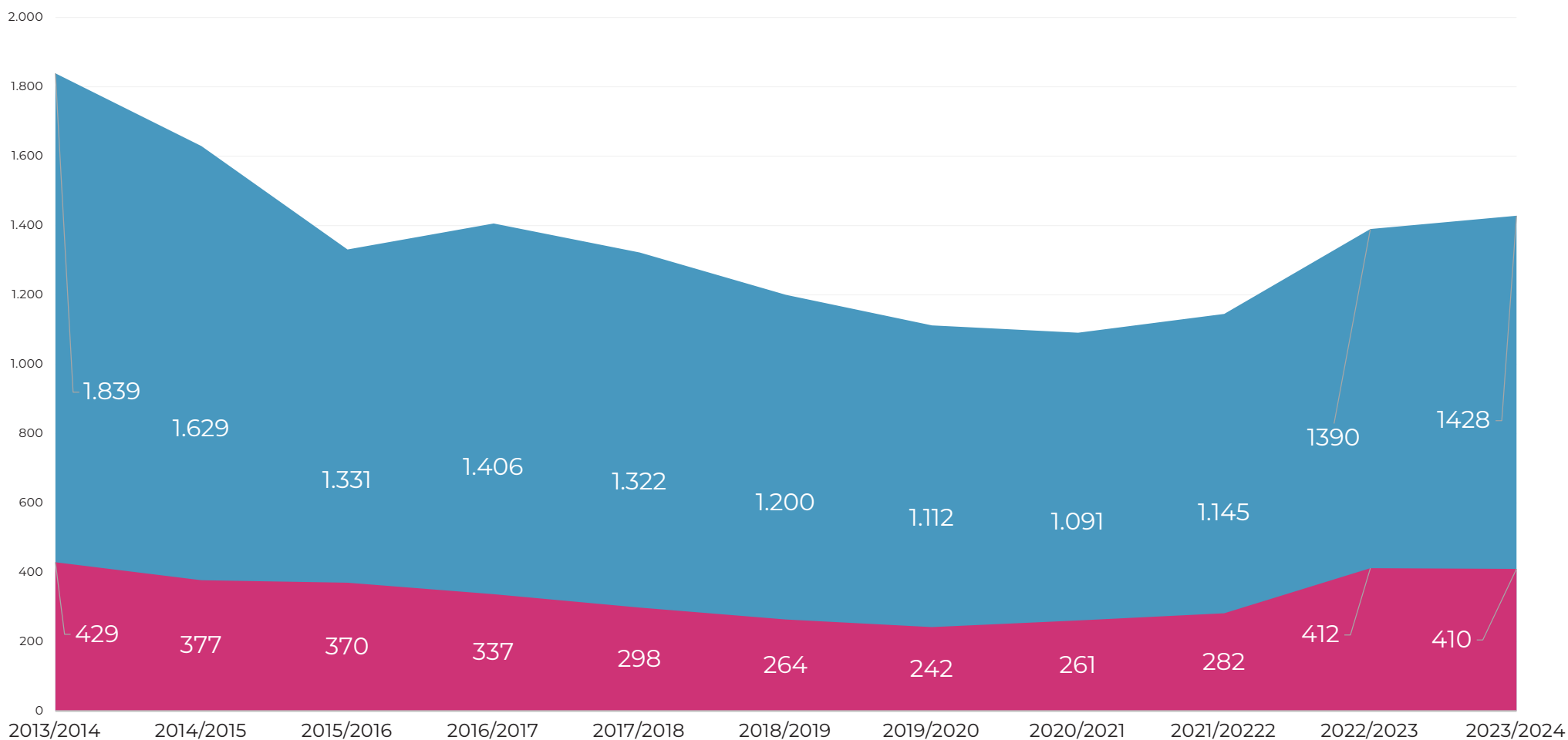


2013/2014	2014/2015	2015/2016	2016/2017	2017/2018	2018/2019	2019/2020	2020/2021	2021/2022	2022/2023	2023/2024
5.807	5004	4395	4485	4123	4140	4193	4561	4650	5968	6384

Fonte: Elaborazione CNGeGL su dati MIM

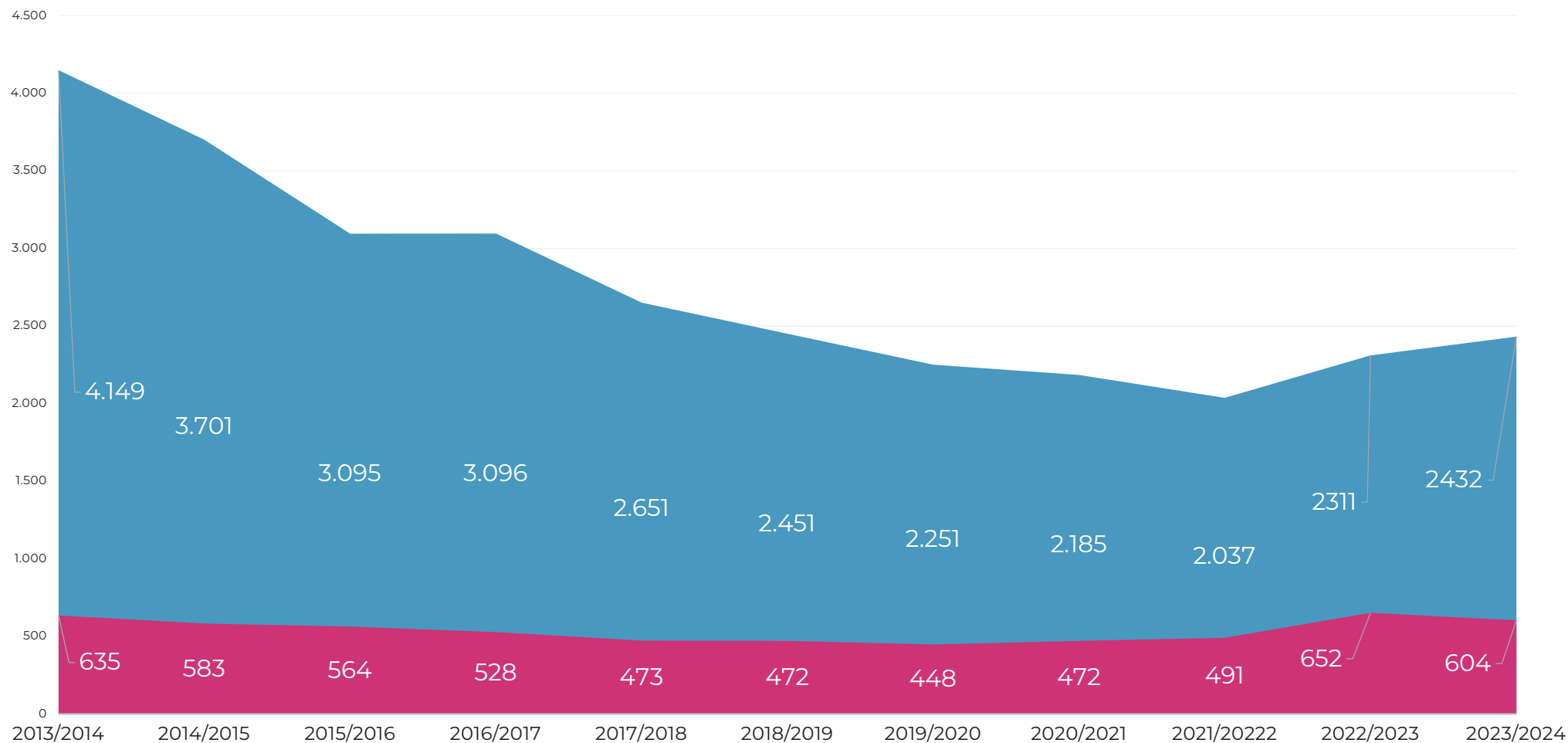
*Le iscrizioni relative agli a.a.s. 2021-2022 e 2022-2023 comprendono i dati del Trentino Alto Adige, che non sono pervenuti negli anni precedenti.

SERIE STORICA ANNI SCOLASTICI 2013/2014 - 2023/2024 - **ANDAMENTO PER GENERE AREA CENTRO**



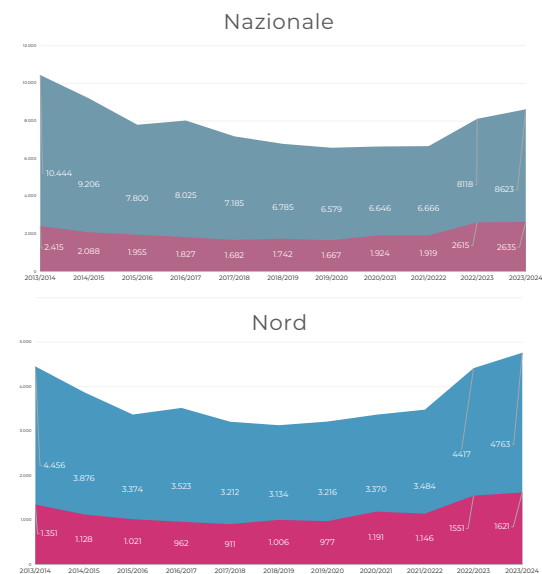
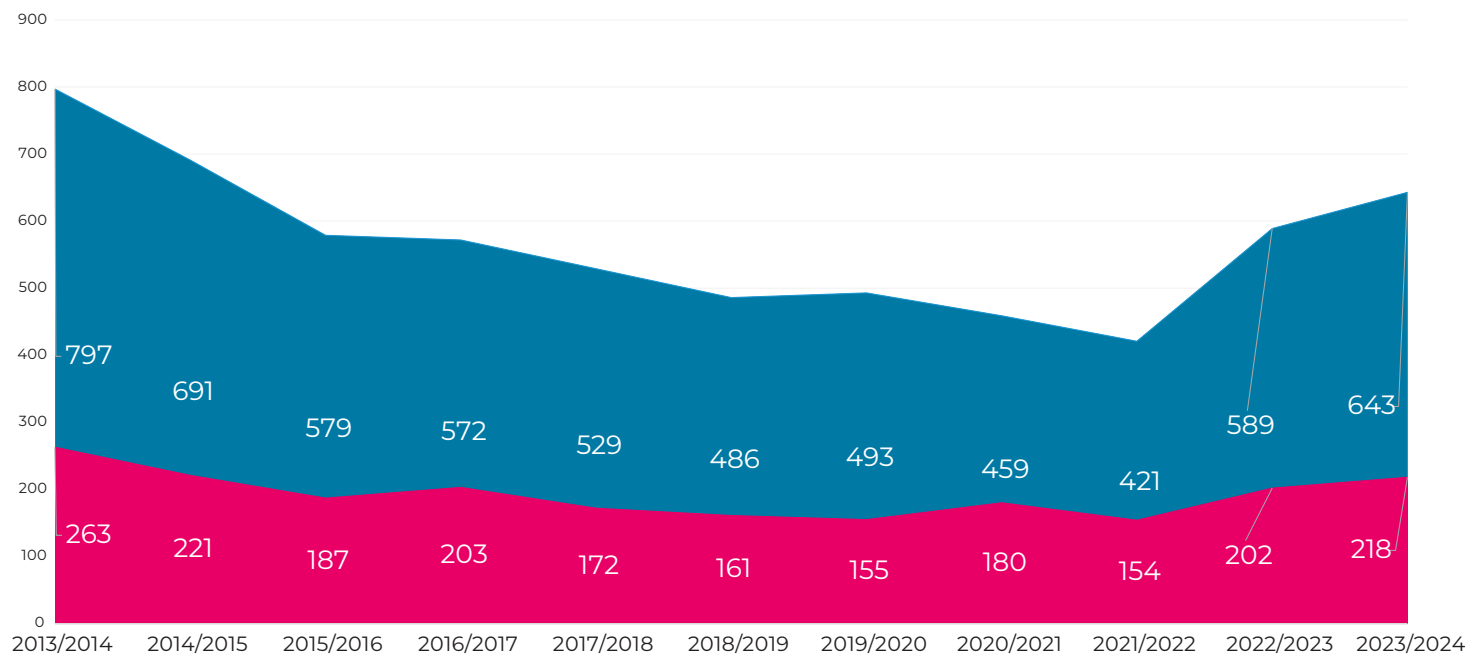
2013/2014	2014/2015	2015/2016	2016/2017	2017/2018	2018/2019	2019/2020	2020/2021	2021/2022	2022/2023	2023/2024
2268	2006	1701	1743	1620	1464	1354	1352	1427	1802	1838

SERIE STORICA ANNI SCOLASTICI 2013/2014 - 2023/2024 - ANDAMENTO PER GENERE **CONFRONT**



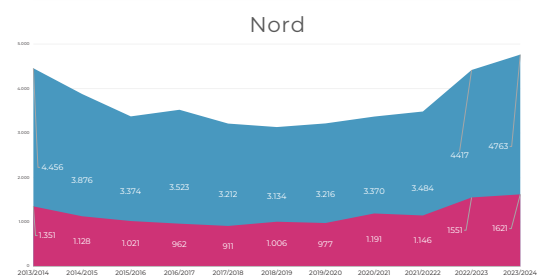
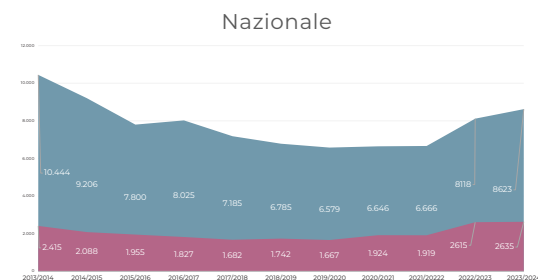
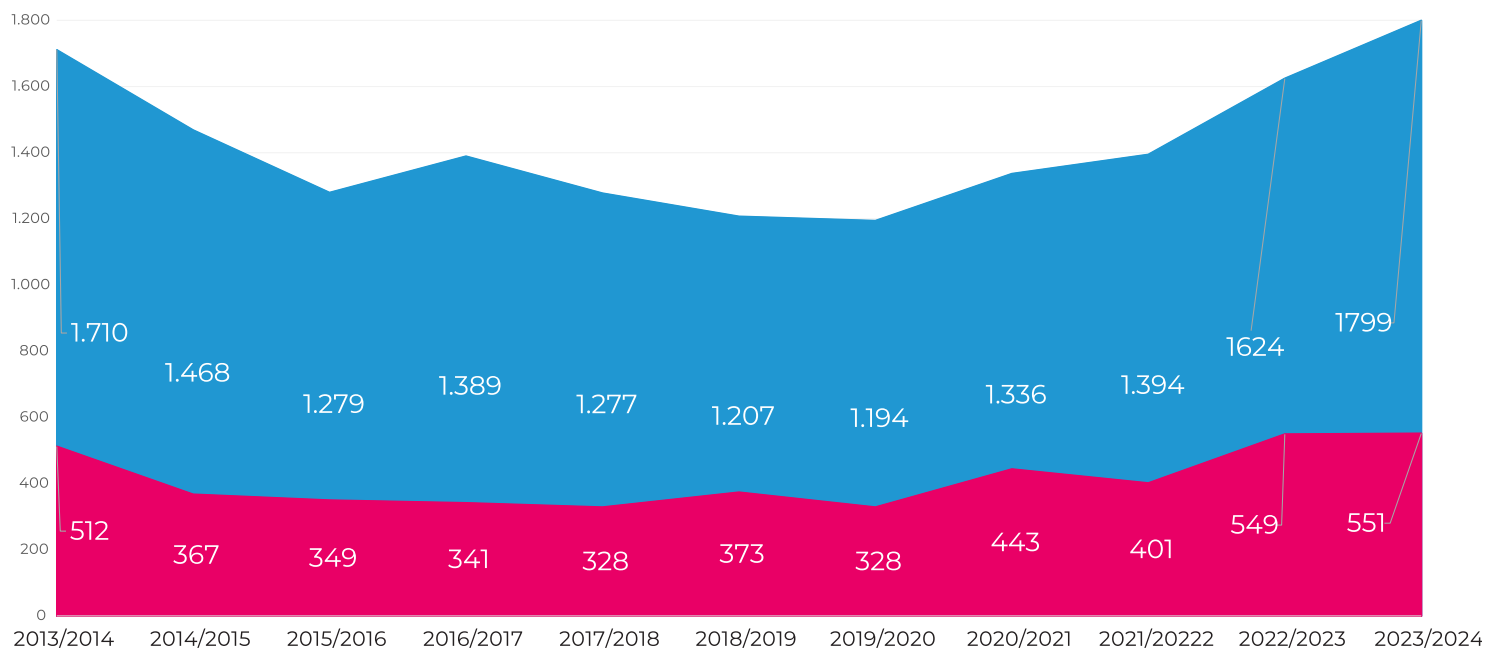
Fonte: Elaborazione CNGeGL su dati MIM

SERIE STORICA ANNI SCOLASTICI 2013/2014 - 2023/2024 - ANDAMENTO PER GENERE PIEMONTE



Prov.	2013/2014	2013/2014	2014/2015	2014/2015	2015/2016	2015/2016	2016/2017	2016/2017	2017/2018	2017/2018	2018/2019	2018/2019	2019/2020	2019/2020	2020/2021	2020/2021	2021/2022	2021/2022	2022/2023	2022/2023	2023/2024	2023/2024
	M	F	M	F	M	F	M	F	M	F	M	F	M	F	M	F	M	F	M	F	M	F
AL	41	18	46	15	29	11	28	9	25	4	25	6	19	9	16	8	24	11	27	17	40	13
AT	38	20	30	13	41	10	22	11	28	19	31	9	22	8	12	14	16	8	20	10	22	7
BI	19	9	28	7	18	4	14	7	9	2	12	1	13	4	8	2	10	1	17	4	14	5
CN	181	63	131	56	146	62	147	54	114	46	93	53	144	44	121	62	113	46	157	56	171	71
NO	33	16	37	11	22	12	22	7	22	6	28	12	23	10	26	10	20	8	36	14	34	19
TO	384	100	339	93	249	69	261	97	260	79	230	68	222	64	222	61	202	66	278	81	303	77
VB	38	12	29	7	36	7	42	5	31	5	30	3	14	1	26	7	15	7	15	6	27	8
VC	63	25	51	19	38	12	36	13	40	11	37	9	36	15	28	16	21	7	39	14	32	18
	797	263	691	221	579	187	572	203	529	172	486	161	493	155	459	180	421	154	589	202	643	218

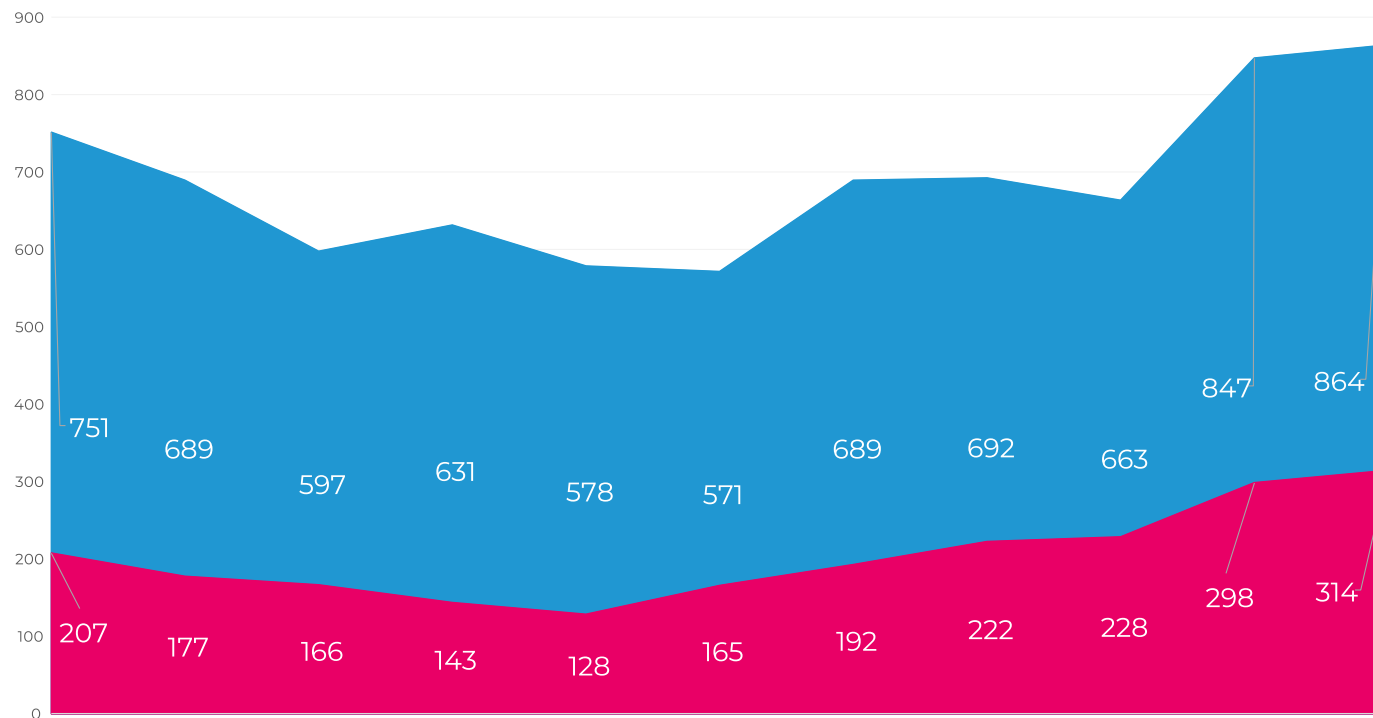
SERIE STORICA ANNI SCOLASTICI 2013/2014 - 2023/2024 - ANDAMENTO PER GENERE LOMBARDIA



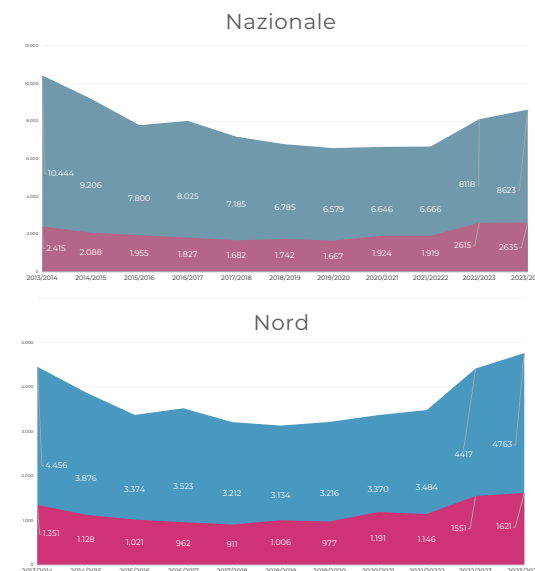
Prov.	2013/2014	2013/2014	2014/2015	2014/2015	2015/2016	2015/2016	2016/2017	2016/2017	2017/2018	2017/2018	2018/2019	2018/2019	2019/2020	2019/2020	2020/2021	2020/2021	2021/2022	2021/2022	2022/2023	2022/2023	2023/2024	2023/2024
	M	F	M	F	M	F	M	F	M	F	M	F	M	F	M	F	M	F	M	F	M	F
BG	190	37	163	36	156	32	179	26	127	38	148	18	88	23	141	35	138	28	189	47	176	64
BS	233	101	201	56	197	68	212	66	215	46	206	66	190	68	217	81	269	76	268	106	327	103
CO	127	37	98	18	86	16	68	15	69	9	53	11	61	12	67	19	76	17	86	16	110	15
CR	72	29	57	21	40	12	52	18	45	11	37	15	31	15	31	11	29	7	38	11	51	16
LC	76	21	62	24	72	25	50	13	45	20	34	15	36	11	46	14	21	7	48	23	69	16
LO	50	16	43	11	34	17	32	10	24	4	22	16	22	8	37	13	43	8	33	12	34	17
MB	-	-	-	-	-	-	-	-	-	-	-	-	-	-	91	13	61	18	114	29	94	35
MI	520	112	449	97	400	81	429	93	405	107	373	119	370	93	370	128	423	114	430	158	451	118
MN	57	19	33	8	28	6	59	10	45	6	47	13	38	2	29	12	40	8	38	10	34	14
PV	131	53	99	36	62	39	98	29	98	31	95	41	112	42	99	53	121	53	168	48	158	51
SO	91	35	73	28	75	21	68	30	72	24	64	27	54	17	68	14	49	14	44	17	67	35
VA	163	52	190	32	129	32	142	31	132	32	128	32	192	37	140	50	124	51	168	72	228	67
	1.710	512	1.468	367	1.279	349	1.389	341	1.277	328	1.207	373	1.194	328	1.336	443	1.394	401	1.624	549	1.799	551

Fonte: Elaborazione CNGeGL su dati MIM

SERIE STORICA ANNI SCOLASTICI 2013/2014 - 2023/2024 - ANDAMENTO PER GENERE VENETO

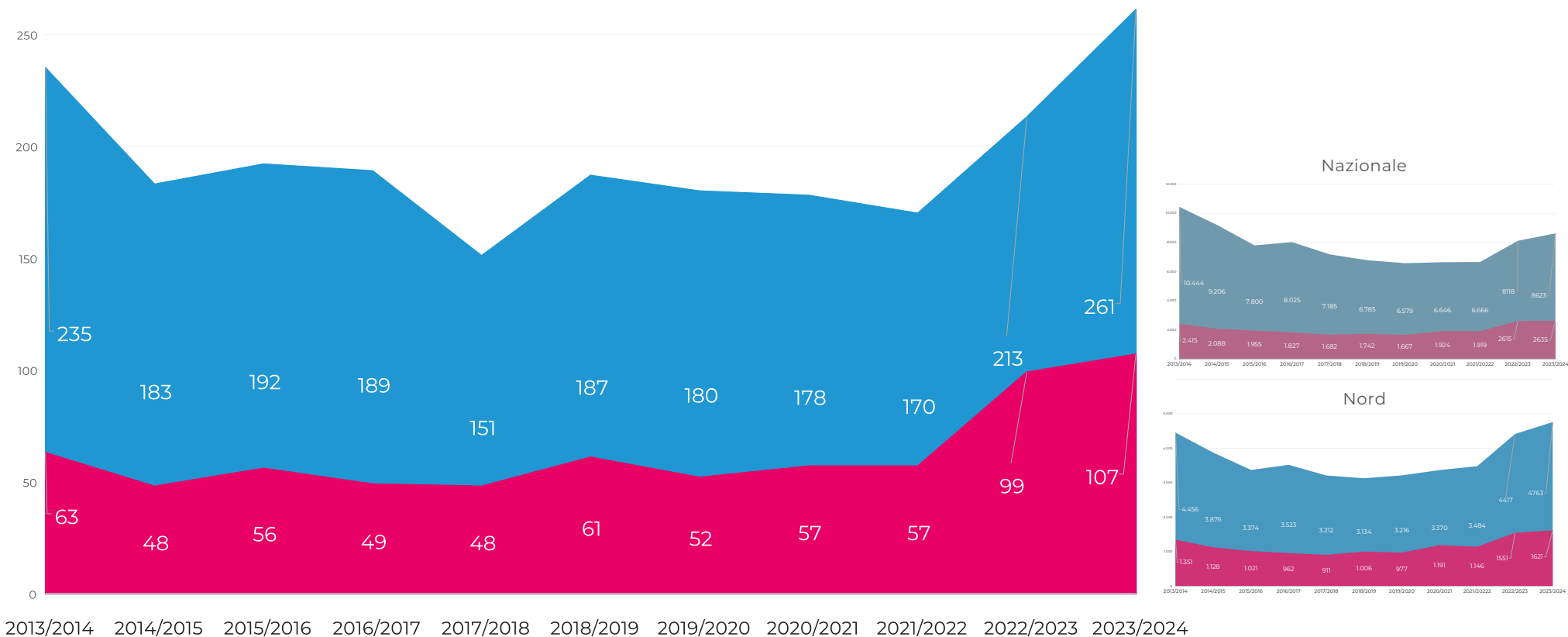


2013/2014 2014/2015 2015/2016 2016/2017 2017/2018 2018/2019 2019/2020 2020/2021 2021/2022 2022/2023 2023/2024



Prov.	2013/2014	2013/2014	2014/2015	2014/2015	2015/2016	2015/2016	2016/2017	2016/2017	2017/2018	2017/2018	2018/2019	2018/2019	2019/2020	2019/2020	2020/2021	2020/2021	2021/2022	2021/2022	2022/2023	2022/2023	2023/2024	2023/2024
	M	F	M	F	M	F	M	F	M	F	M	F	M	F	M	F	M	F	M	F	M	F
BL	56	10	74	18	61	9	53	5	33	4	32	3	40	9	35	9	31	2	71	11	55	11
PD	151	31	146	41	132	36	124	19	128	27	126	39	126	29	153	35	118	40	174	57	177	77
RO	33	12	26	11	22	14	22	13	15	12	9	1	9	3	11	6	13	7	15	1	0	0
TV	143	33	128	24	105	24	123	27	112	17	116	25	127	30	129	38	121	39	156	47	138	51
VE	89	28	75	12	54	12	67	16	63	10	61	17	62	19	56	11	78	20	86	20	103	20
VI	149	54	124	47	138	44	128	39	116	21	126	48	159	40	152	49	136	56	176	65	207	64
VR	130	39	116	24	85	27	114	24	111	37	101	32	166	62	156	74	166	64	169	97	184	91
	751	207	689	177	597	166	631	143	578	128	571	165	689	192	692	222	663	228	847	298	864	314

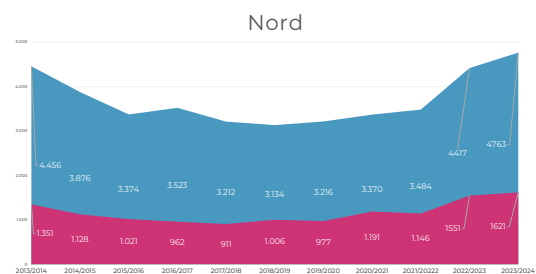
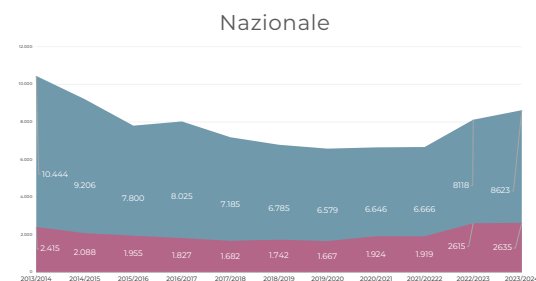
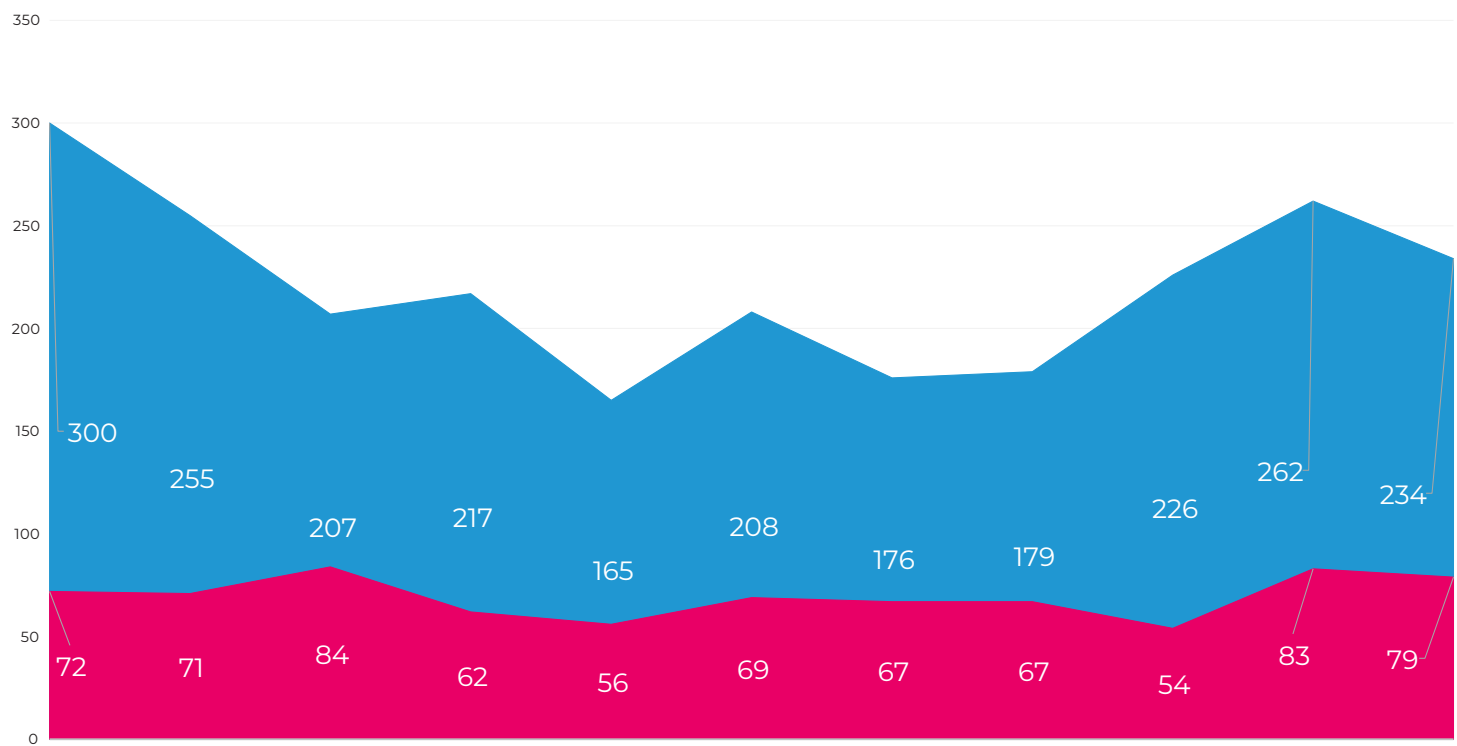
SERIE STORICA ANNI SCOLASTICI 2013/2014 - 2023/2024- ANDAMENTO PER GENERE FRIULI VENEZIA GIULIA



	2013/2014	2013/2014	2014/2015	2014/2015	2015/2016	2015/2016	2016/2017	2016/2017	2017/2018	2017/2018	2018/2019	2018/2019	2019/2020	2019/2020	2020/2021	2020/2021	2021/2022	2021/2022	2022/2023	2022/2023	2023/2024	2023/2024
Prov.	M	F	M	F	M	F	M	F	M	F	M	F	M	F	M	F	M	F	M	F	M	F
GO	7	3	19	6	13	5	12	3	6	4	8	3	15	3	17	2	12	1	7	3	18	5
PN	58	16	53	12	62	21	58	16	47	10	60	19	52	23	40	17	55	15	60	33	70	45
TS	43	12	13	0	23	9	30	13	17	12	22	16	32	14	19	9	21	6	34	20	46	17
UD	127	32	98	30	94	21	89	17	81	22	97	23	81	12	102	29	82	35	112	43	127	40
	235	63	183	48	192	56	189	49	151	48	187	61	180	52	178	57	170	57	213	99	261	107

Fonte: Elaborazione CNGeGL su dati MIM

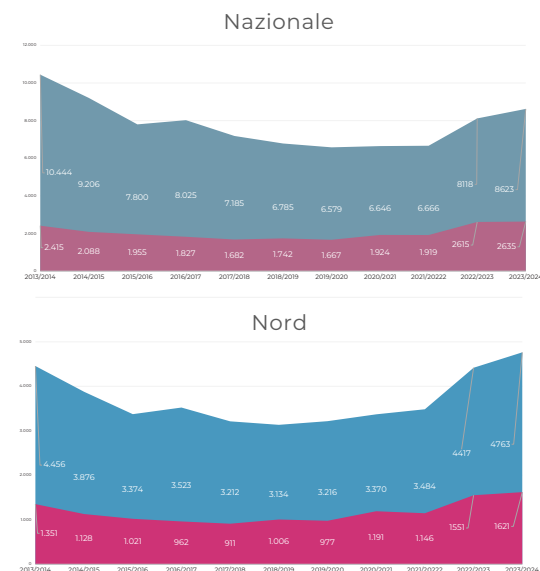
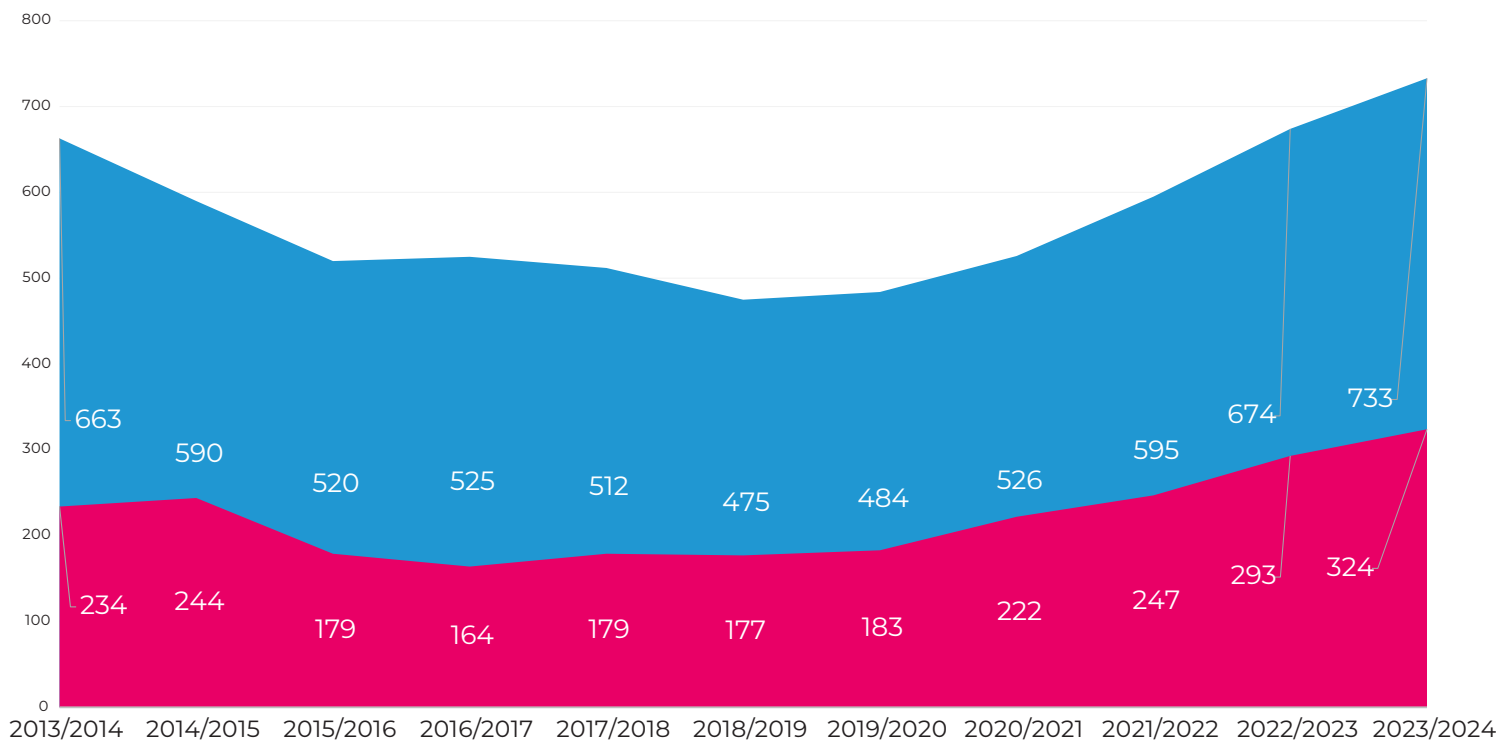
SERIE STORICA ANNI SCOLASTICI 2013/2014 - 2023/2024 - ANDAMENTO PER GENERE LIGURIA



2013/2014 2014/2015 2015/2016 2016/2017 2017/2018 2018/2019 2019/2020 2020/2021 2021/2022 2022/2023 2023/2024

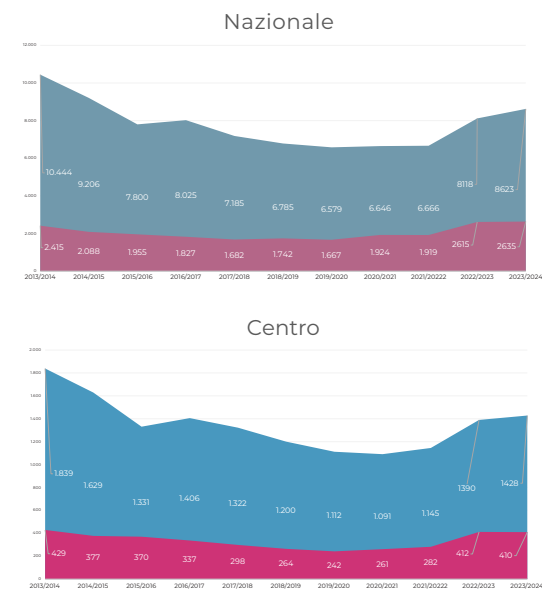
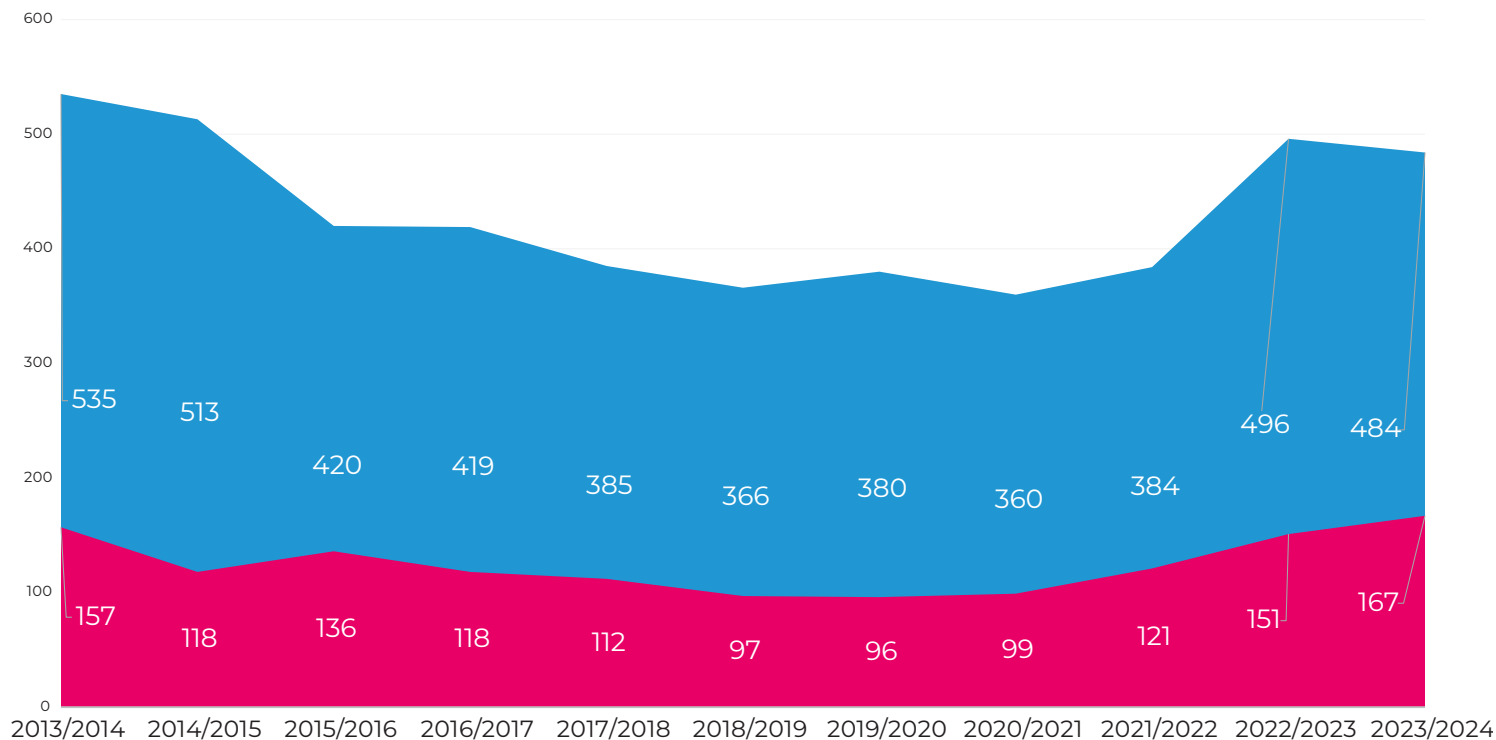
	2013/2014	2013/2014	2014/2015	2014/2015	2015/2016	2015/2016	2016/2017	2016/2017	2017/2018	2017/2018	2018/2019	2018/2019	2019/2020	2019/2020	2020/2021	2020/2021	2021/2022	2021/2022	2022/2023	2022/2023	2023/2024	2023/2024
Prov.	M	F	M	F	M	F	M	F	M	F	M	F	M	F	M	F	M	F	M	F	M	F
GE	141	21	111	32	77	29	70	22	68	27	73	32	76	26	70	25	99	20	132	31	113	28
IM	51	11	45	12	34	16	49	13	33	8	52	10	23	7	46	14	54	11	48	18	43	18
SP	42	14	24	9	37	12	30	10	24	7	23	10	21	15	23	8	26	10	27	9	24	9
SV	66	26	75	18	59	27	68	17	40	14	60	17	56	19	40	20	47	13	55	25	54	24
	300	72	255	71	207	84	217	62	165	56	208	69	176	67	179	67	226	54	262	83	234	79

SERIE STORICA ANNI SCOLASTICI 2013/2014 - 2023/2024 - ANDAMENTO PER GENERE EMILIA-ROMAGNA



Prov.	2013/2014		2014/2015		2015/2016		2016/2017		2017/2018		2018/2019		2019/2020		2020/2021		2021/2022		2022/2023		2023/2024	
	M	F	M	F	M	F	M	F	M	F	M	F	M	F	M	F	M	F	M	F	M	F
BO	143	60	137	57	83	41	99	32	78	30	94	48	100	46	100	42	124	46	128	55	125	56
FE	44	17	33	15	29	16	32	9	33	13	33	11	25	5	25	17	20	6	33	15	41	19
FO	75	22	53	25	55	11	64	23	37	13	38	17	38	18	49	19	45	33	65	42	69	42
MO	136	37	102	45	111	36	97	37	114	47	100	32	101	36	124	44	123	55	152	61	142	67
PC	48	9	29	11	43	13	45	11	34	4	33	5	37	12	35	13	32	17	57	18	59	16
PR	103	35	82	19	80	25	87	18	80	26	73	26	72	31	76	28	92	27	84	42	136	66
RA	49	32	62	36	50	23	39	18	58	28	31	24	40	25	45	25	44	31	56	24	56	26
RE	58	19	58	17	38	2	42	11	45	8	29	8	41	4	30	20	65	13	68	15	67	16
RN	7	3	34	19	31	12	20	5	33	10	44	6	30	6	42	14	50	19	31	21	38	16
	663	234	590	244	520	179	525	164	512	179	475	177	484	183	526	222	595	247	674	293	733	324

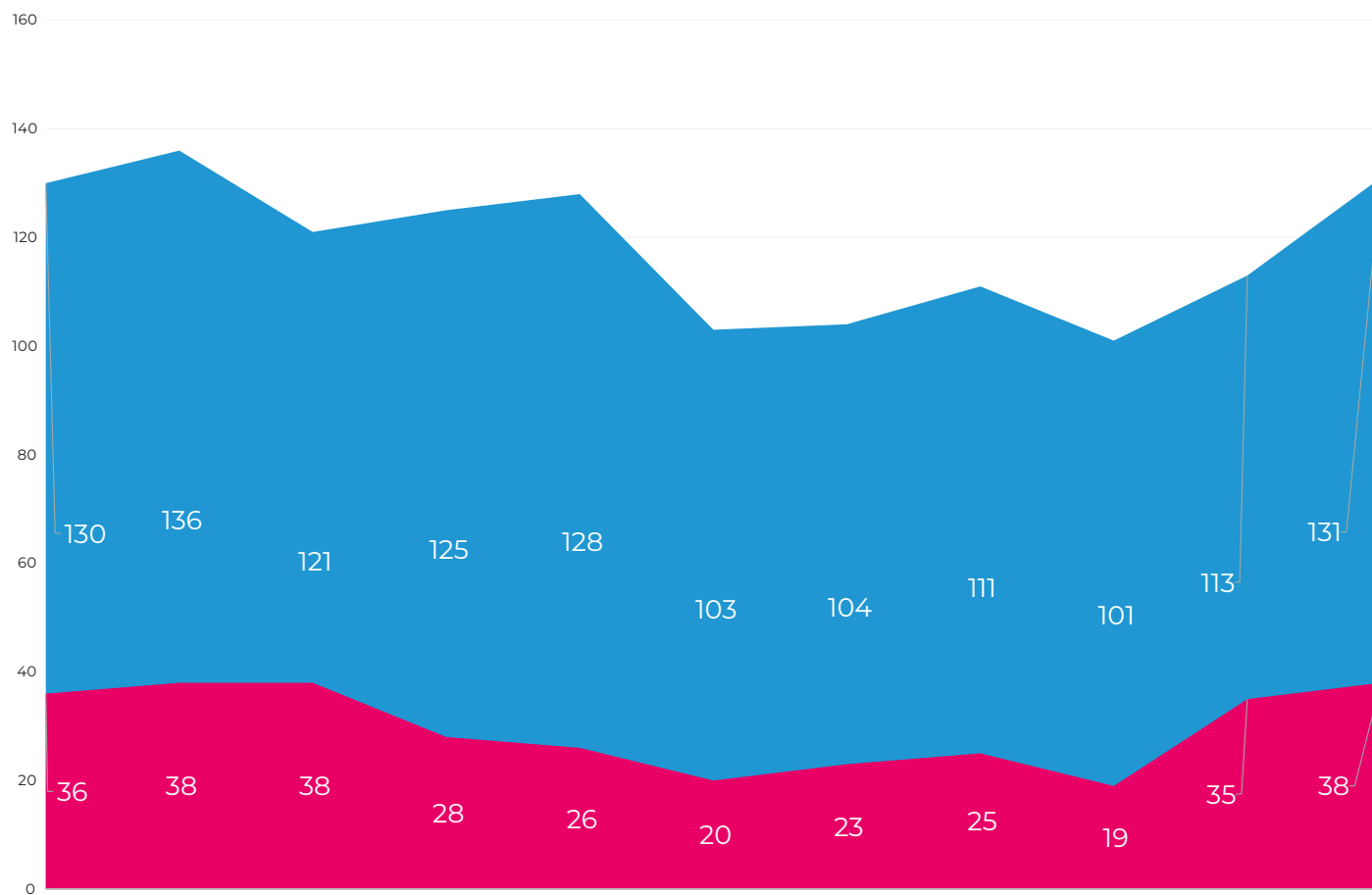
SERIE STORICA ANNI SCOLASTICI 2013/2014 - 2023/2024 - ANDAMENTO PER GENERE TOSCANA



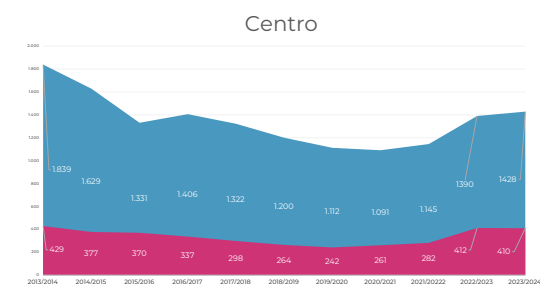
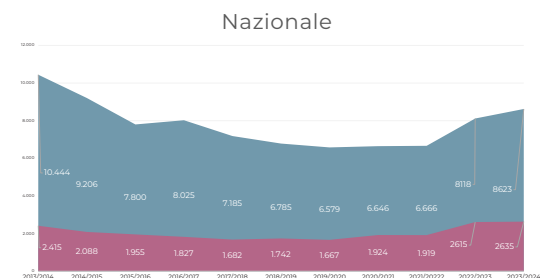
Prov.	2013/2014	2013/2014	2014/2015	2014/2015	2015/2016	2015/2016	2016/2017	2016/2017	2017/2018	2017/2018	2018/2019	2018/2019	2019/2020	2019/2020	2020/2021	2020/2021	2021/2022	2021/2022	2022/2023	2022/2023	2023/2024	2023/2024
	M	F	M	F	M	F	M	F	M	F	M	F	M	F	M	F	M	F	M	F	M	F
AR	23	4	26	8	25	2	22	9	24	2	17	1	10	3	17	3	19	6	24	4	17	8
FI	150	32	149	35	134	37	121	27	127	23	121	28	137	29	122	35	127	40	183	54	173	52
GR	40	15	40	8	30	5	35	9	22	5	22	8	25	3	38	2	28	7	34	2	27	9
LI	29	10	28	8	39	10	26	6	21	5	21	10	21	7	14	2	16	3	29	8	41	15
LU	83	31	71	16	45	13	55	17	42	17	36	11	43	12	45	10	33	17	37	14	36	12
MS	48	6	39	9	29	7	36	7	23	18	20	3	17	8	24	11	29	2	29	7	18	5
PI	49	16	57	10	40	24	29	13	34	14	33	11	29	9	30	8	30	7	43	18	60	21
PO	46	14	51	10	37	15	46	8	43	12	46	12	51	13	34	12	56	20	62	14	57	17
PT	16	5	15	2	15	4	24	6	24	6	20	5	20	2	19	8	22	5	26	9	27	10
SI	51	24	37	12	26	19	25	16	25	10	30	8	27	10	17	8	24	14	29	21	28	18
	535	157	513	118	420	136	419	118	385	112	366	97	380	96	360	99	384	121	496	151	484	167

Fonte: Elaborazione CNGeGL su dati MIM

SERIE STORICA ANNI SCOLASTICI 2013/2014 - 2023/2024 - ANDAMENTO PER GENERE UMBRIA



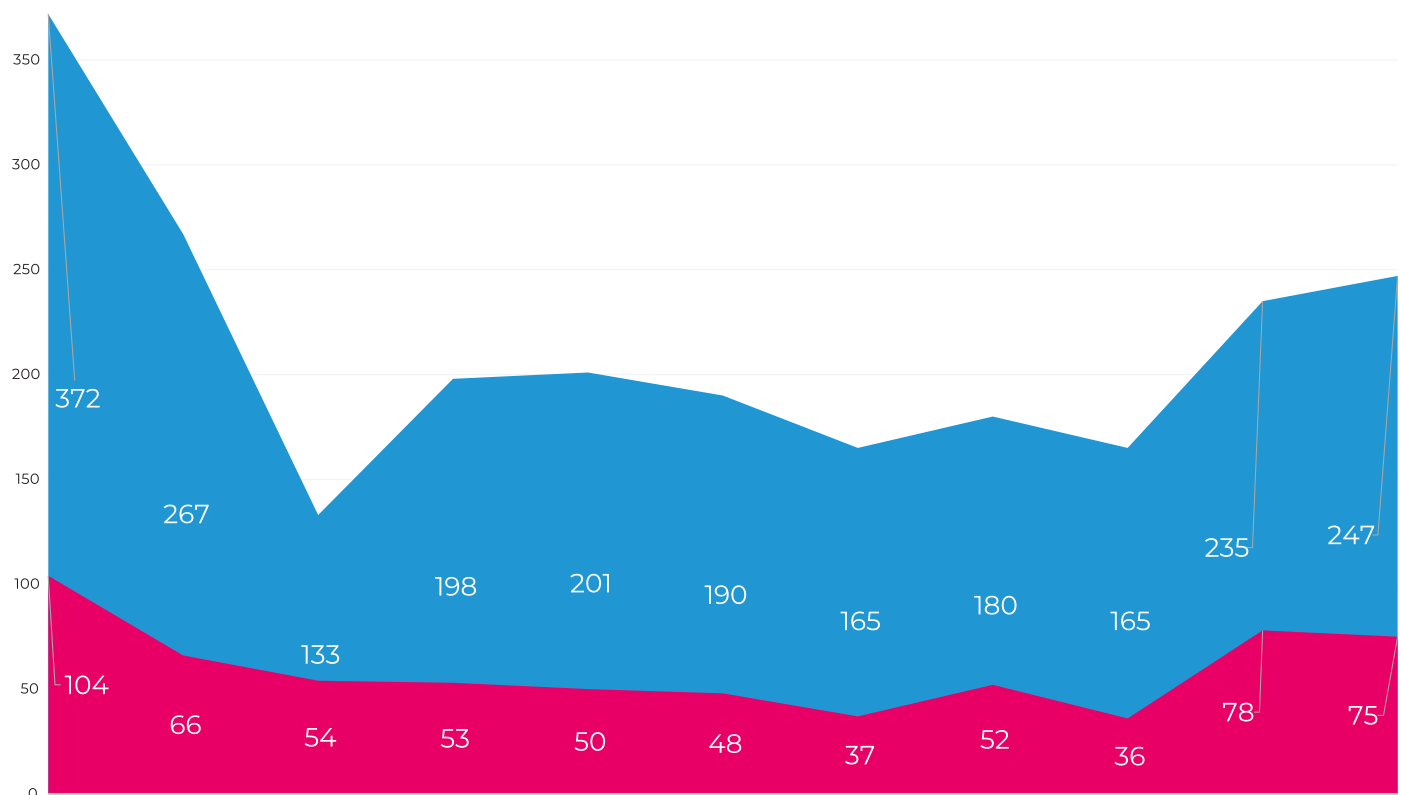
2013/2014 2014/2015 2015/2016 2016/2017 2017/2018 2018/2019 2019/2020 2020/2021 2021/2022 2022/2023 2023/2024



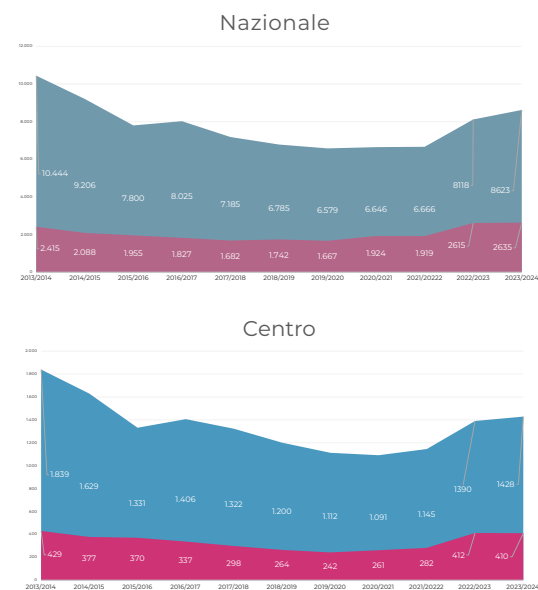
	2013/2014	2013/2014	2014/2015	2014/2015	2015/2016	2015/2016	2016/2017	2016/2017	2017/2018	2017/2018	2018/2019	2018/2019	2019/2020	2019/2020	2020/2021	2020/2021	2021/2022	2021/2022	2022/2023	2022/2023	2023/2024	2023/2024
Prov.	M	F	M	F	M	F	M	F	M	F	M	F	M	F	M	F	M	F	M	F	M	F
PG	80	26	96	32	108	33	88	24	101	21	84	15	66	16	87	20	76	17	85	22	101	29
TR	50	10	40	6	13	5	37	4	27	5	19	5	38	7	24	5	25	2	28	13	30	9
	130	36	136	38	121	38	125	28	128	26	103	20	104	23	111	25	101	19	113	35	131	38

Fonte: Elaborazione CNGeGL su dati MIM

SERIE STORICA ANNI SCOLASTICI 2013/2014 - 2023/2024 - ANDAMENTO PER GENERE MARCHE



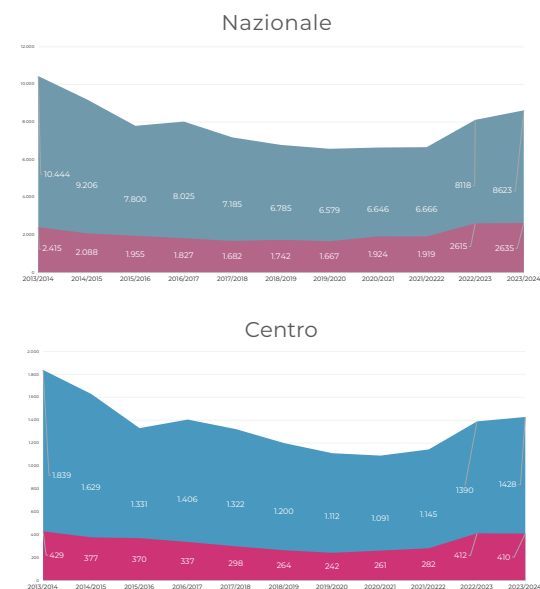
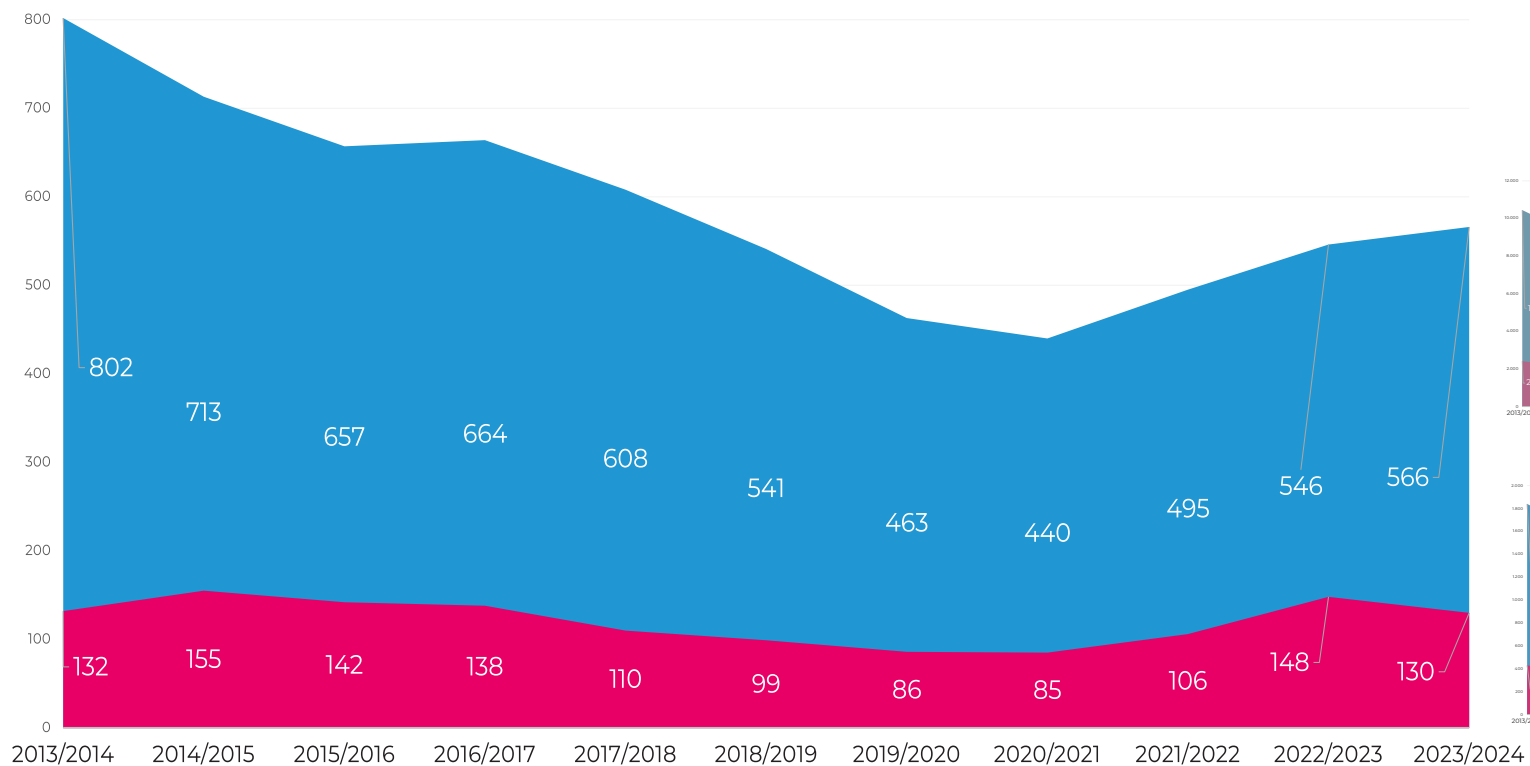
2013/2014 2014/2015 2015/2016 2016/2017 2017/2018 2018/2019 2019/2020 2020/2021 2021/2022 2022/2023 2023/2024



	2013/2014	2013/2014	2014/2015	2014/2015	2015/2016	2015/2016	2016/2017	2016/2017	2017/2018	2017/2018	2018/2019	2018/2019	2019/2020	2019/2020	2020/2021	2020/2021	2021/2022	2021/2022	2022/2023	2022/2023	2023/2024	2023/2024
Prov.	M	F	M	F	M	F	M	F	M	F	M	F	M	F	M	F	M	F	M	F	M	F
AN	106	27	79	17	49	13	52	22	62	19	59	17	42	7	29	22	39	15	59	31	52	25
AP	106	37	84	22	37	21	68	14	49	12	50	8	36	6	42	11	37	7	52	11	62	19
MC	82	21	47	15	37	15	36	10	46	10	43	14	42	14	51	7	28	7	57	13	61	11
PS	78	19	57	12	10	5	42	7	44	9	38	9	45	10	58	12	61	7	67	23	72	20
	372	104	267	66	133	54	198	53	201	50	190	48	165	37	180	52	165	36	235	78	247	75

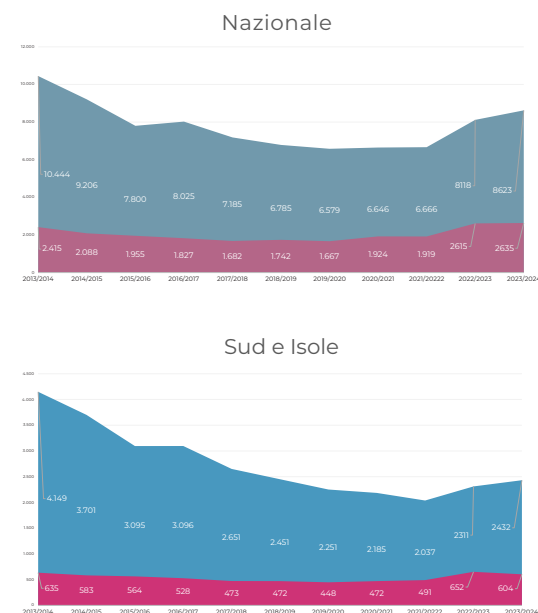
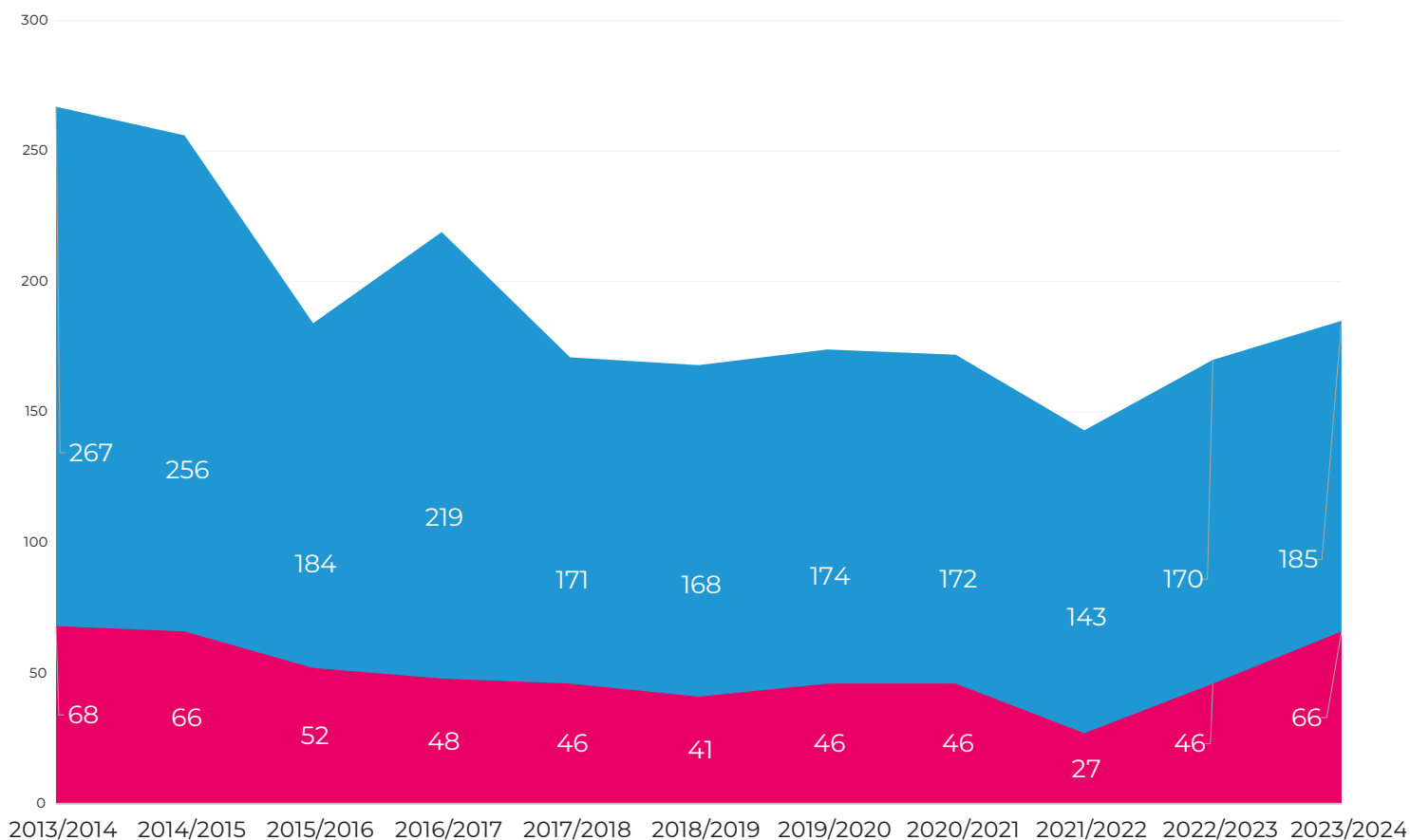
Fonte: Elaborazione CNGeGL su dati MIM

SERIE STORICA ANNI SCOLASTICI 2013/2014 - 2023/2024 - ANDAMENTO PER GENERE LAZIO



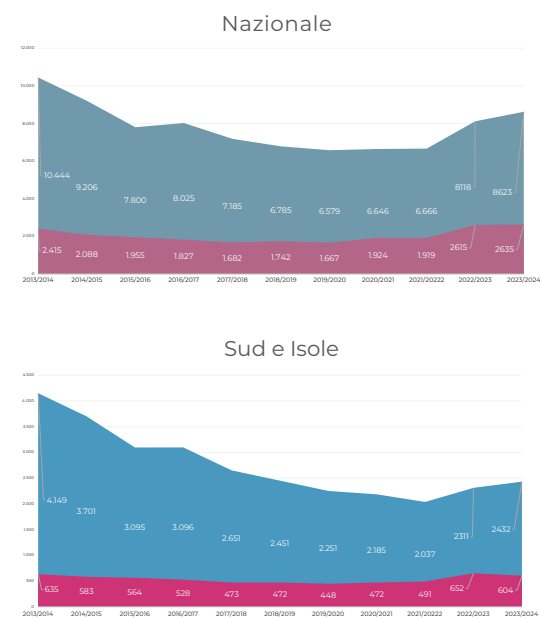
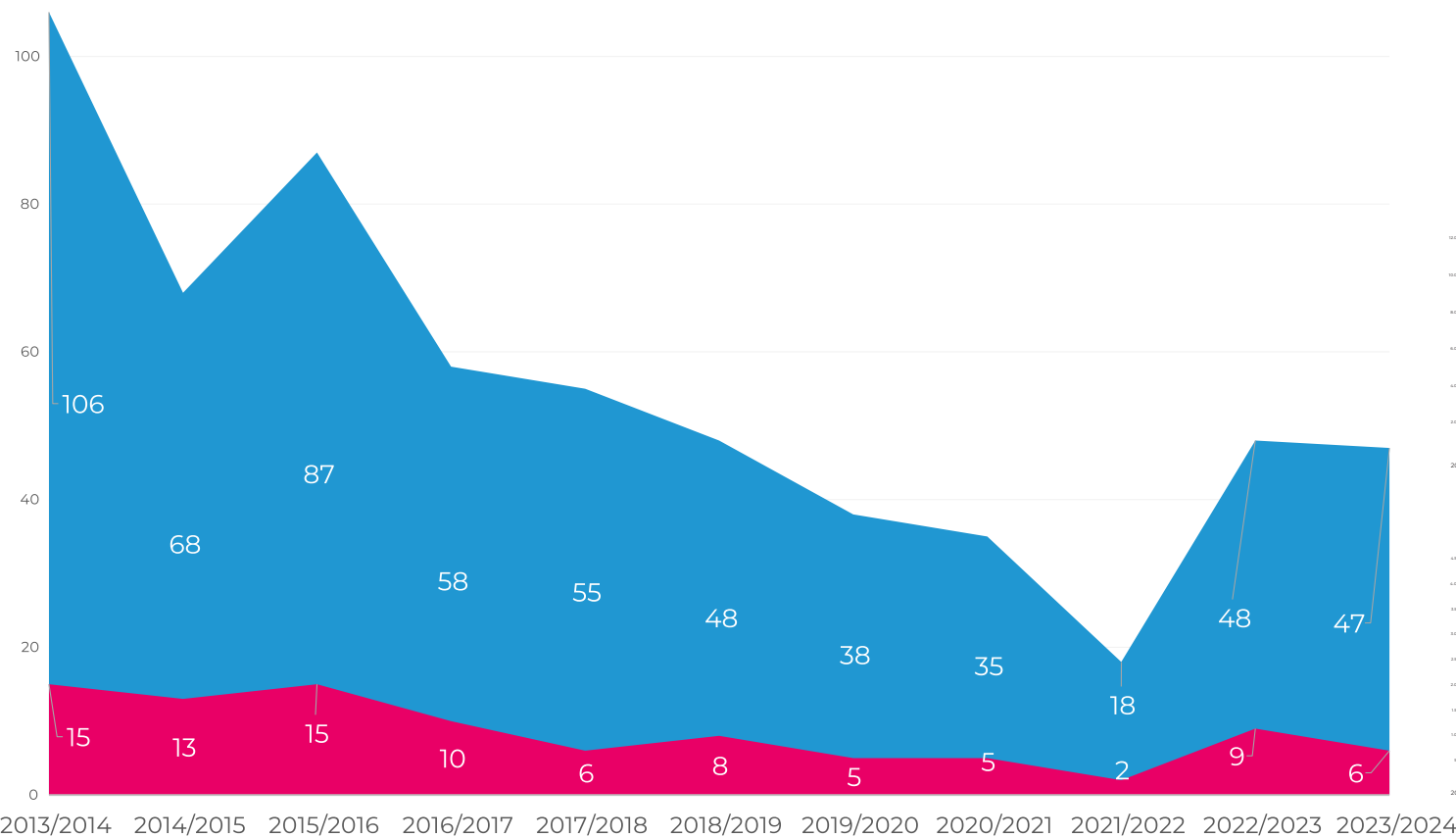
	2013/2014	2013/2014	2014/2015	2014/2015	2015/2016	2015/2016	2016/2017	2016/2017	2017/2018	2017/2018	2018/2019	2018/2019	2019/2020	2019/2020	2020/2021	2020/2021	2021/2022	2021/2022	2022/2023	2022/2023	2023/2024	2023/2024
Prov.	M	F	M	F	M	F	M	F	M	F	M	F	M	F	M	F	M	F	M	F	M	F
FR	113	19	92	24	78	14	92	14	65	14	48	9	48	7	21	2	25	5	38	15	39	6
LT	69	17	66	17	43	15	49	17	54	12	73	16	65	15	70	15	56	11	74	18	74	23
RI	28	3	25	6	31	4	21	8	16	2	19	1	15	3	16	2	25	1	22	4	24	5
RM	499	75	455	95	443	98	448	85	413	70	347	60	268	54	280	53	309	71	321	96	340	76
VT	93	18	75	13	62	11	54	14	60	12	54	13	67	7	53	13	80	18	91	15	89	20
	802	132	713	155	657	142	664	138	608	110	541	99	463	86	440	85	495	106	546	148	566	130

SERIE STORICA ANNI SCOLASTICI 2013/2014 - 2023/2024 - ANDAMENTO PER GENERE ABRUZZO



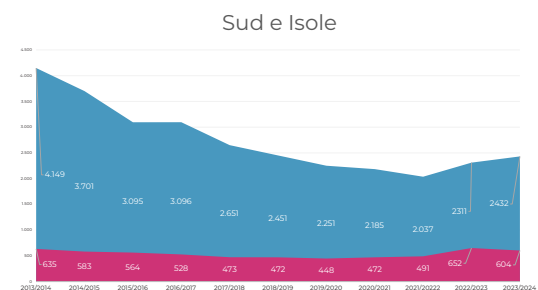
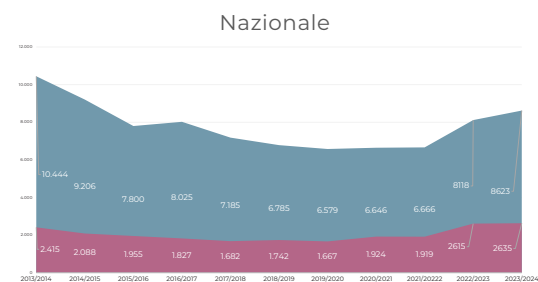
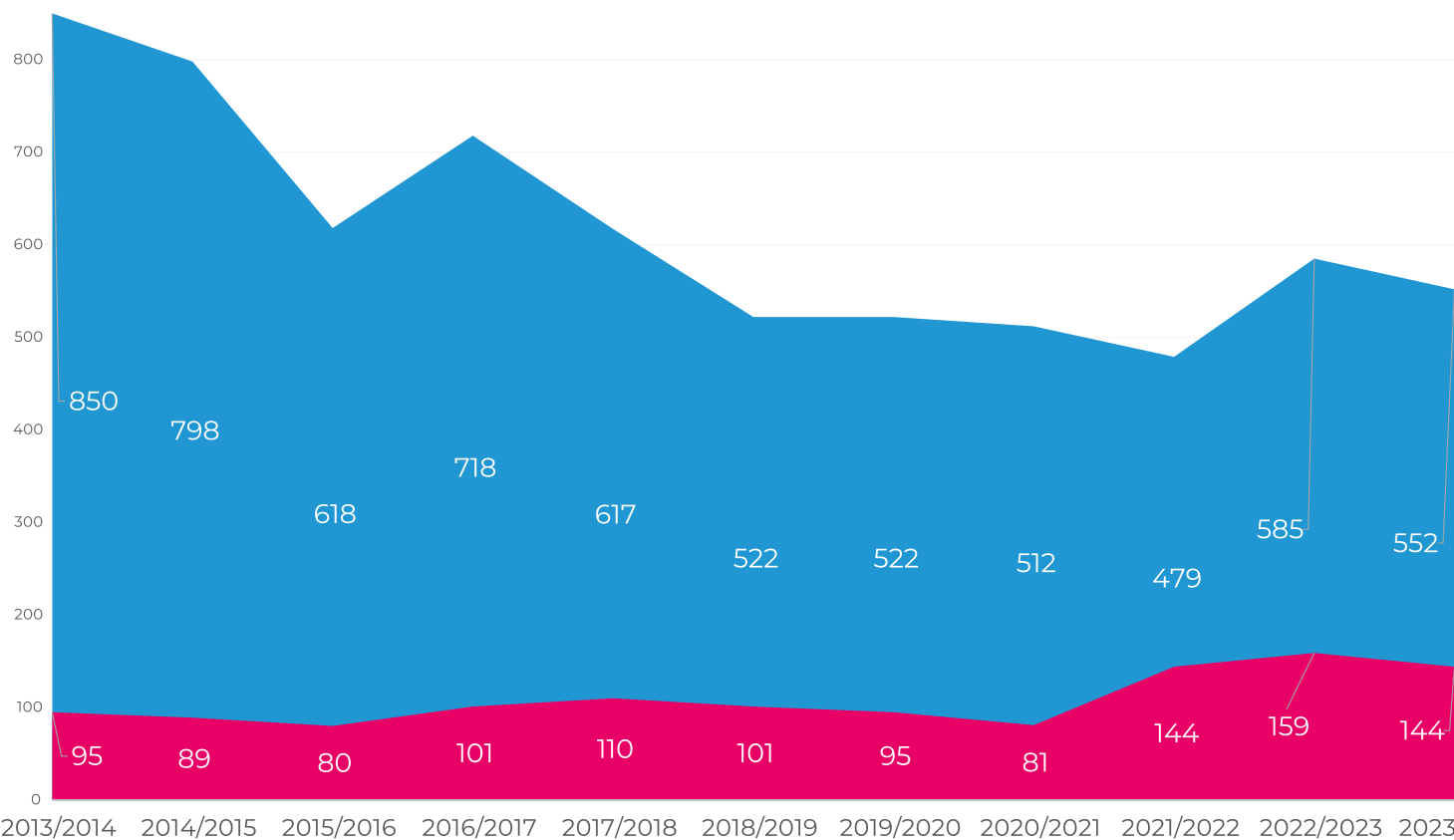
Prov.	2013/2014	2013/2014	2014/2015	2014/2015	2015/2016	2015/2016	2016/2017	2016/2017	2017/2018	2017/2018	2018/2019	2018/2019	2019/2020	2019/2020	2020/2021	2020/2021	2021/20222	2021/2022	2022/2023	2022/2023	2023/2024	2023/2024
	M	F	M	F	M	F	M	F	M	F	M	F	M	F	M	F	M	F	M	F	M	F
AQ	112	22	108	19	72	21	95	12	75	16	77	12	59	14	46	14	46	6	41	15	57	22
CH	62	23	59	18	39	14	40	13	34	14	30	9	37	14	26	8	24	10	42	15	55	13
PE	50	15	58	15	43	10	40	15	39	15	33	15	30	11	63	14	37	9	45	6	45	19
TE	43	8	31	14	30	7	44	8	23	1	28	5	48	7	37	10	36	2	42	10	28	12
	267	68	256	66	184	52	219	48	171	46	168	41	174	46	172	46	143	27	170	46	185	66

SERIE STORICA ANNI SCOLASTICI 2013/2014 - 2023/2024 - ANDAMENTO PER GENERE MOLISE



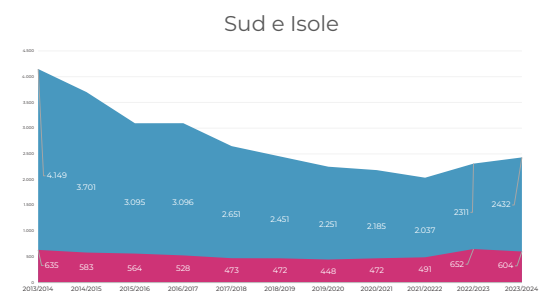
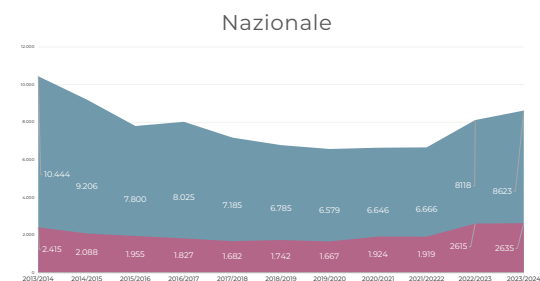
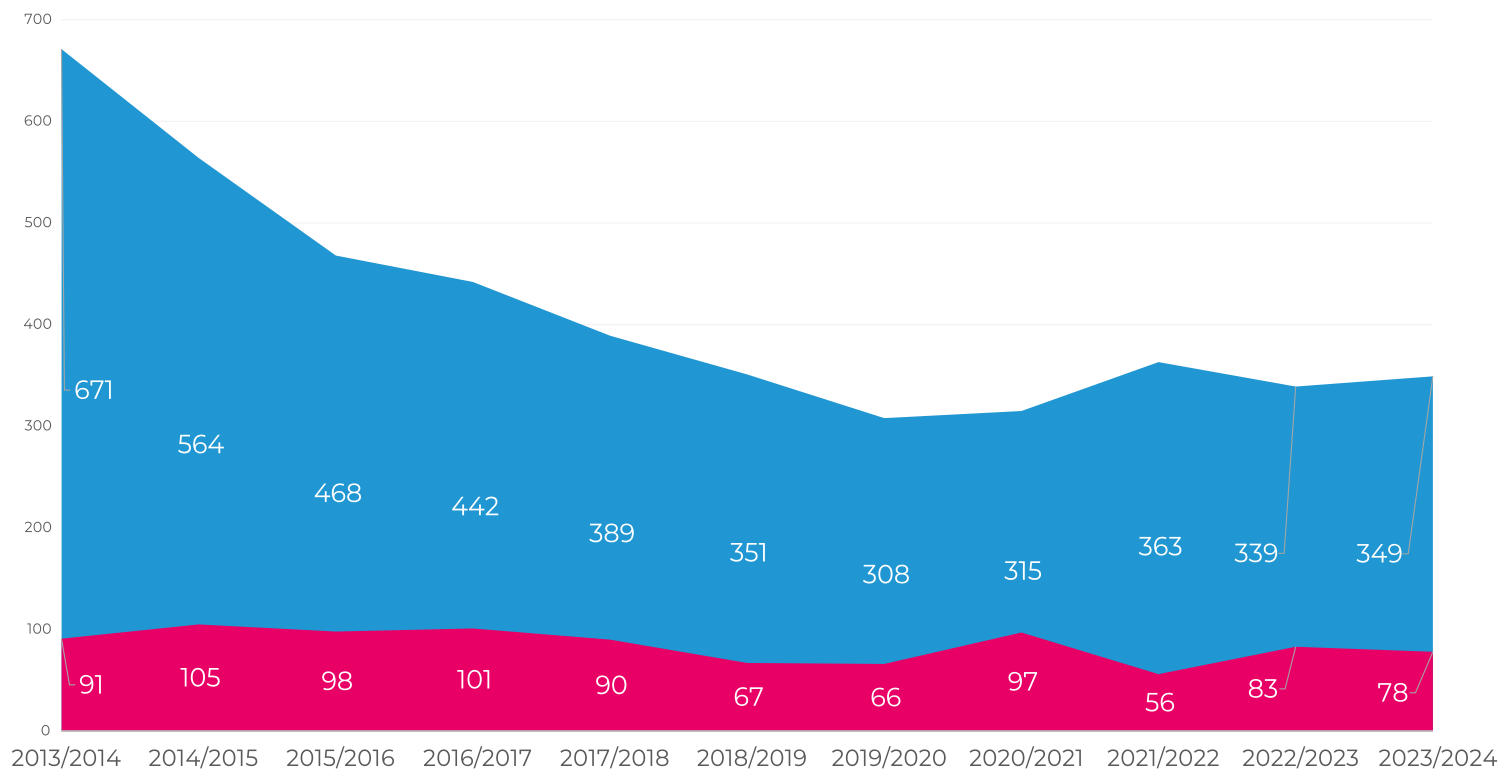
Prov.	2013/2014		2014/2015		2015/2016		2016/2017		2017/2018		2018/2019		2019/2020		2020/2021		2021/2022		2022/2023		2023/2024	
	M	F	M	F	M	F	M	F	M	F	M	F	M	F	M	F	M	F	M	F	M	F
CB	62	15	47	10	50	9	31	8	33	3	23	6	17	2	18	2	0	0	32	7	28	4
IS	44	0	21	3	37	6	27	2	22	3	25	2	21	3	17	3	18	2	16	2	19	2
	106	15	68	13	87	15	58	10	55	6	48	8	38	5	35	5	18	2	48	9	47	6

SERIE STORICA ANNI SCOLASTICI 2013/2014 - 2023/2024 - ANDAMENTO PER GENERE CAMPANIA



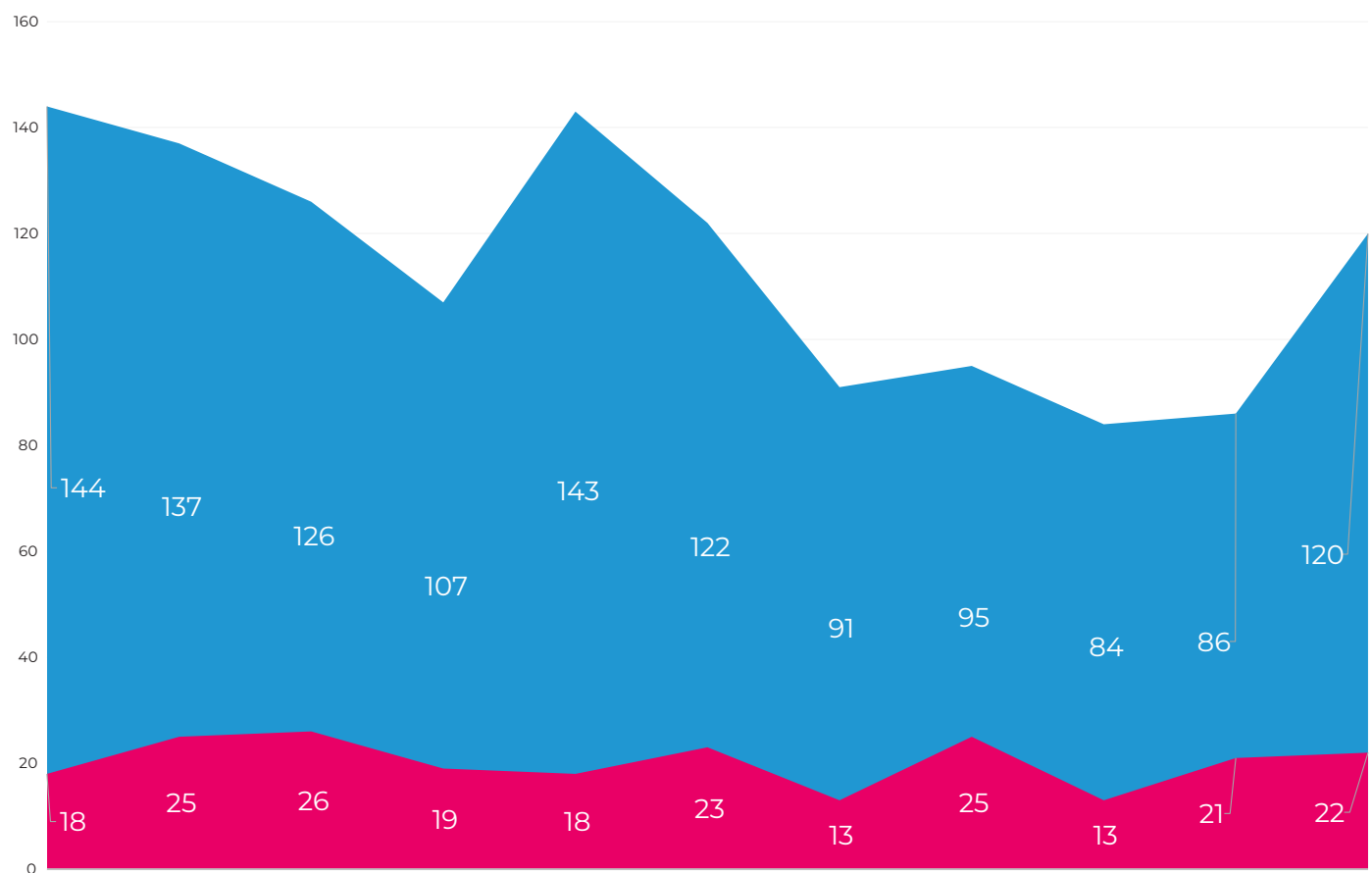
	2013/2014	2013/2014	2014/2015	2014/2015	2015/2016	2015/2016	2016/2017	2016/2017	2017/2018	2017/2018	2018/2019	2018/2019	2019/2020	2019/2020	2020/2021	2020/2021	2021/2022	2021/2022	2022/2023	2022/2023	2023/2024	2023/2024
Prov.	M	F	M	F	M	F	M	F	M	F	M	F	M	F	M	F	M	F	M	F	M	F
AV	63	6	71	9	49	9	63	10	42	13	29	14	25	9	35	13	12	8	27	6	31	7
BN	64	9	40	3	55	3	51	5	40	11	41	7	26	5	32	5	32	12	23	5	21	2
CE	198	15	148	7	114	8	163	10	125	9	95	7	104	13	69	7	62	5	78	18	86	19
NA	314	40	342	35	268	38	302	45	277	66	217	59	265	55	261	50	261	92	305	101	283	78
SA	211	25	197	35	132	22	139	31	133	11	140	14	102	13	115	6	112	27	152	29	131	38
	850	95	798	89	618	80	718	101	617	110	522	101	522	95	512	81	479	144	585	159	552	144

SERIE STORICA ANNI SCOLASTICI 2013/2014 - 2023/2024 - ANDAMENTO PER GENERE PUGLIA

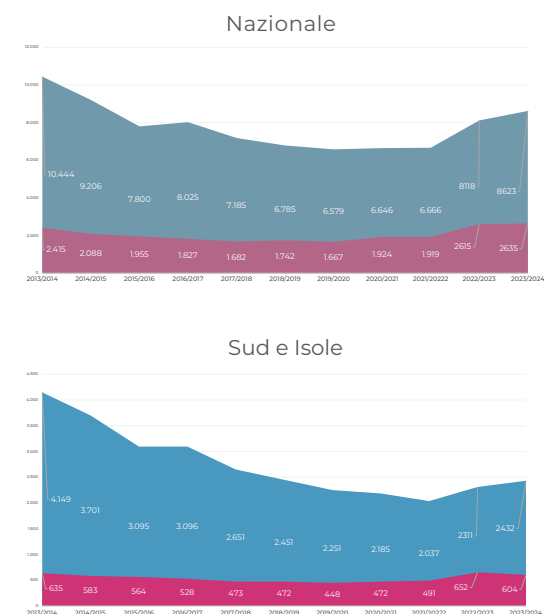


	2013/2014	2013/2014	2014/2015	2014/2015	2015/2016	2015/2016	2016/2017	2016/2017	2017/2018	2017/2018	2018/2019	2018/2019	2019/2020	2019/2020	2020/2021	2020/2021	2021/2022	2021/2022	2022/2023	2022/2023	2023/2024	2023/2024
Prov.	M	F	M	F	M	F	M	F	M	F	M	F	M	F	M	F	M	F	M	F	M	F
BA	328	45	248	44	218	35	165	36	159	22	150	21	131	25	143	35	165	13	158	34	165	27
BR	21	2	27	9	26	6	23	7	8	8	26	5	12	4	19	7	21	3	16	3	19	5
FG	172	15	127	22	90	16	108	25	84	32	44	5	50	11	47	19	62	6	40	12	50	8
LE	78	18	82	18	81	28	79	20	83	11	71	20	81	12	68	23	70	24	71	19	69	22
TA	72	11	80	12	53	13	67	13	55	17	60	16	34	14	38	13	45	10	54	15	46	16
	671	91	564	105	468	98	442	101	389	90	351	67	308	66	315	97	363	56	339	83	349	78

SERIE STORICA ANNI SCOLASTICI 2013/2014 - 2023/2024 - ANDAMENTO PER GENERE BASILICATA

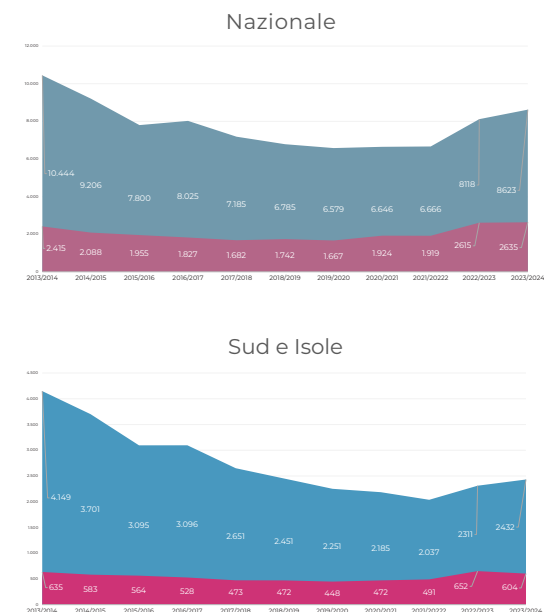
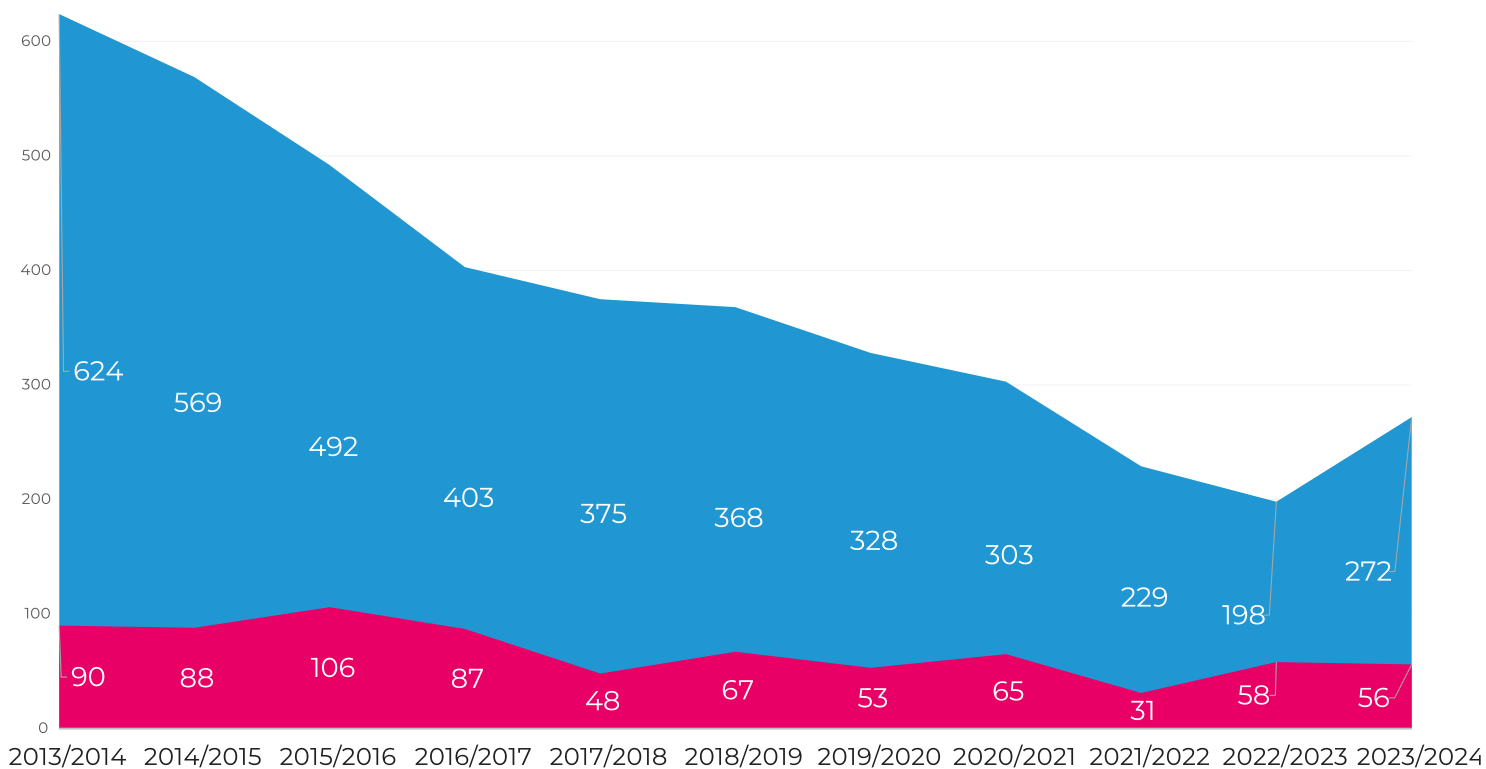


2013/2014 2014/2015 2015/2016 2016/2017 2017/2018 2018/2019 2019/2020 2020/2021 2021/2022 2022/2023 2023/2024



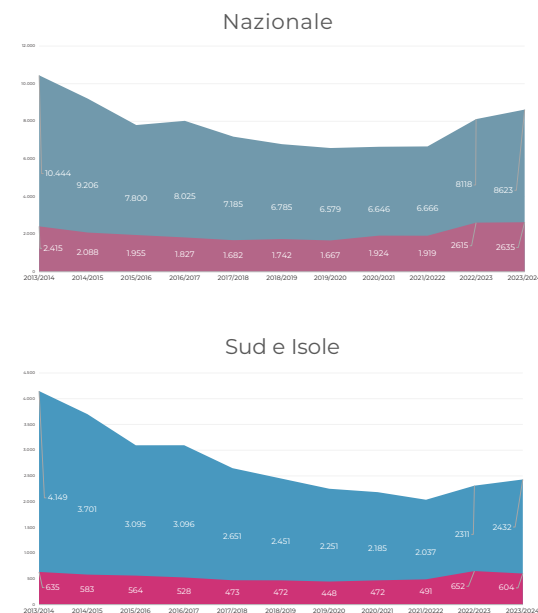
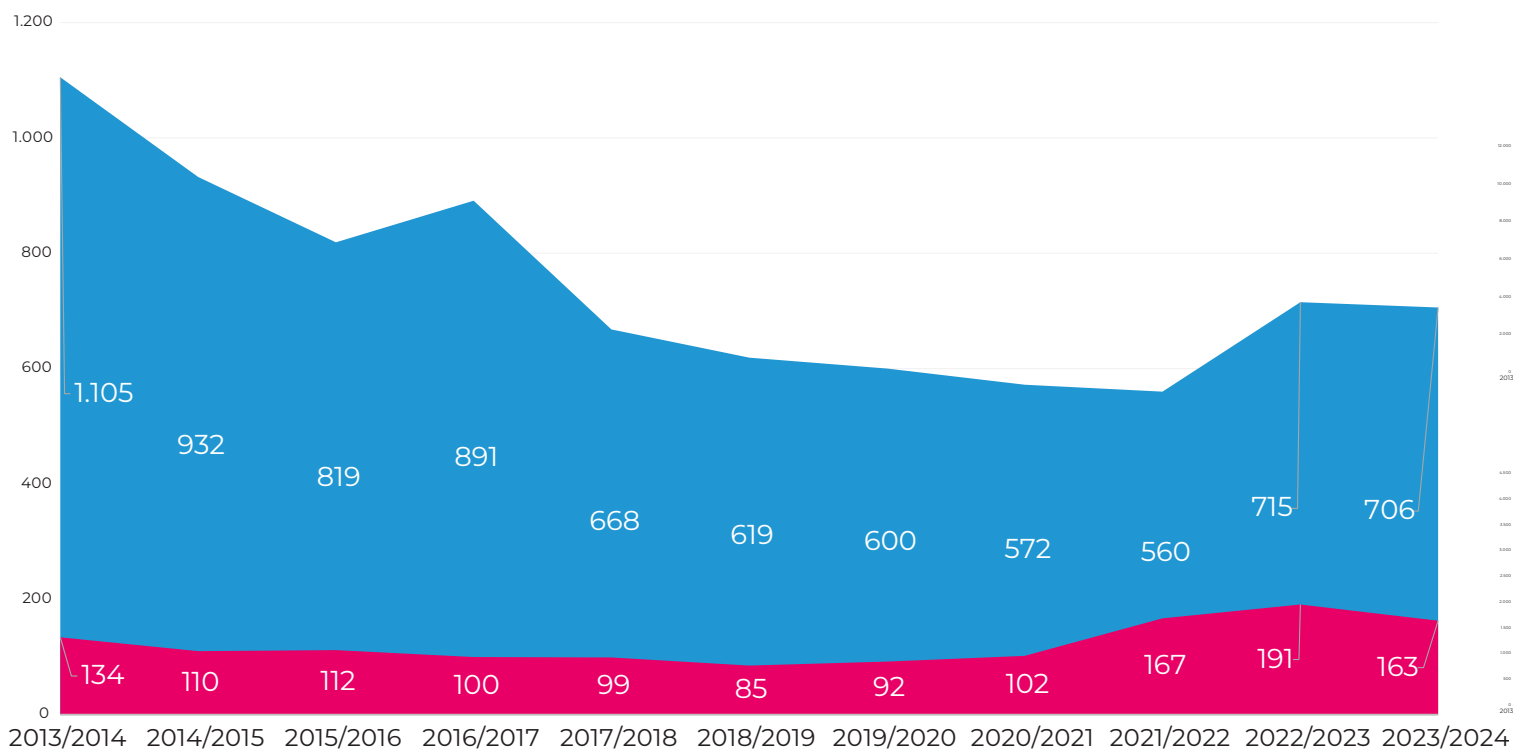
	2013/2014	2013/2014	2014/2015	2014/2015	2015/2016	2015/2016	2016/2017	2016/2017	2017/2018	2017/2018	2018/2019	2018/2019	2019/2020	2019/2020	2020/2021	2020/2021	2021/2022	2021/2022	2022/2023	2022/2023	2023/2024	2023/2024
Prov.	M	F	M	F	M	F	M	F	M	F	M	F	M	F	M	F	M	F	M	F	M	F
MT	25	5	25	4	19	4	23	7	46	6	31	8	21	4	24	6	12	2	22	8	42	7
PZ	119	13	112	21	107	22	84	12	97	12	91	15	70	9	71	19	72	11	64	13	78	15
	144	18	137	25	126	26	107	19	143	18	122	23	91	13	95	25	84	13	86	21	120	22

SERIE STORICA ANNI SCOLASTICI 2013/2014 - 2023/2024 - ANDAMENTO PER GENERE CALABRIA



Prov.	2013/2014		2014/2015		2015/2016		2016/2017		2017/2018		2018/2019		2019/2020		2020/2021		2021/2022		2022/2023		2023/2024	
	M	F	M	F	M	F	M	F	M	F	M	F	M	F	M	F	M	F	M	F	M	F
CS	245	35	209	35	173	46	141	30	146	21	169	27	137	15	113	25	72	11	48	18	95	19
CZ	176	28	140	33	134	24	126	37	89	17	79	22	62	14	55	19	50	11	44	15	44	17
KR	53	1	47	5	35	7	32	7	41	1	25	1	40	3	17	1	19	0	15	0	26	0
RC	110	22	122	6	122	21	72	10	69	5	62	14	75	14	88	18	67	7	60	22	80	19
VV	40	4	51	9	28	8	32	3	30	4	33	3	14	7	30	2	21	2	31	3	27	1
	624	90	569	88	492	106	403	87	375	48	368	67	328	53	303	65	229	31	198	58	272	56

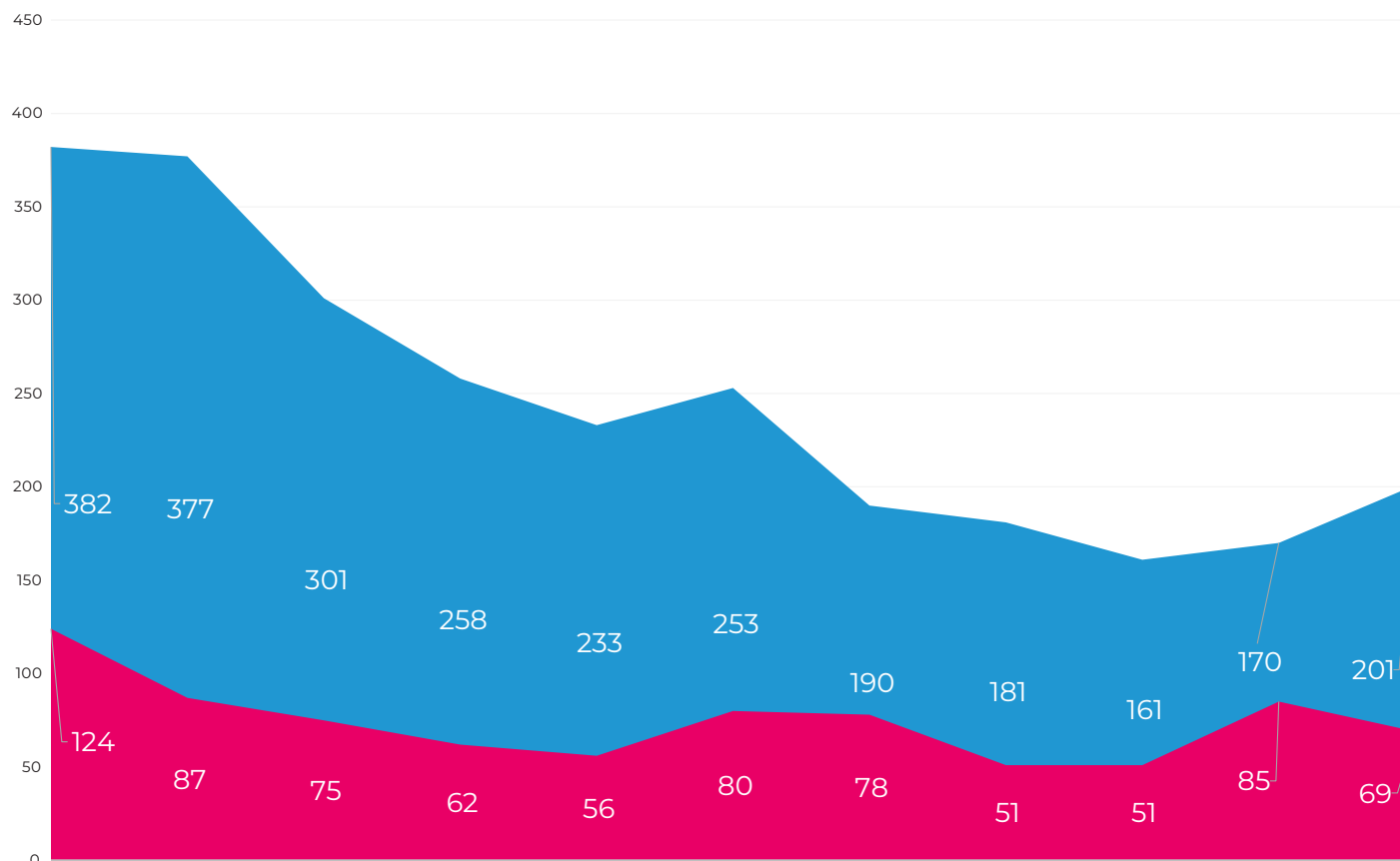
SERIE STORICA ANNI SCOLASTICI 2013/2014 - 2023/2024 - ANDAMENTO PER GENERE SICILIA



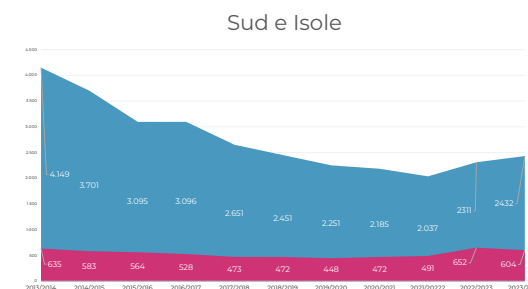
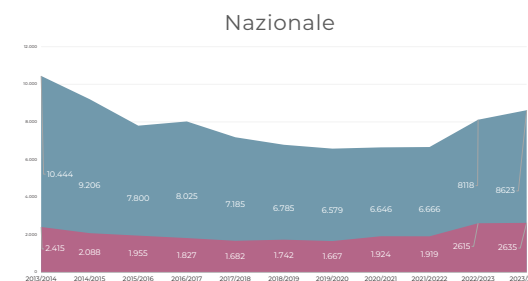
Prov.	2013/2014	2013/2014	2014/2015	2014/2015	2015/2016	2015/2016	2016/2017	2016/2017	2017/2018	2017/2018	2018/2019	2018/2019	2019/2020	2019/2020	2020/2021	2020/2021	2021/2022	2021/2022	2022/2023	2022/2023	2023/2024	2023/2024
	M	F	M	F	M	F	M	F	M	F	M	F	M	F	M	F	M	F	M	F	M	F
AG	119	10	79	5	104	6	104	12	95	4	67	4	77	3	48	6	28	2	67	5	39	2
CL	120	9	100	5	114	4	92	10	69	4	49	3	62	1	49	4	78	15	81	20	99	18
CT	170	15	117	16	77	17	125	8	103	12	80	5	65	9	74	7	54	7	62	17	66	13
EN	69	3	56	5	51	3	46	4	32	4	38	2	29	1	25	3	35	5	32	3	23	6
ME	152	23	138	23	118	24	123	17	82	24	87	25	105	29	86	26	95	37	157	55	121	59
PA	241	43	254	15	168	31	203	20	98	18	115	23	106	21	131	23	103	38	117	24	167	22
RG	70	7	59	8	57	8	61	11	59	16	60	8	53	12	52	8	44	19	74	16	54	18
SR	61	5	49	6	50	4	47	6	49	4	43	9	40	5	39	14	29	6	30	3	37	2
TP	103	19	80	27	80	15	90	12	81	13	80	6	63	11	68	11	94	38	95	48	100	23
	1.105	134	932	110	819	112	891	100	668	99	619	85	600	92	572	102	560	167	715	191	706	163

Fonte: Elaborazione CNGeGL su dati MIM

SERIE STORICA ANNI SCOLASTICI 2013/2014 - 2023/2024- ANDAMENTO PER GENERE SARDEGNA



2013/2014 2014/2015 2015/2016 2016/2017 2017/2018 2018/2019 2019/2020 2020/2021 2021/2022 2022/2023 2023/2024



	2013/2014	2013/2014	2014/2015	2014/2015	2015/2016	2015/2016	2016/2017	2016/2017	2017/2018	2017/2018	2018/2019	2018/2019	2019/2020	2019/2020	2020/2021	2020/2021	2021/2022	2021/2022	2022/2023	2022/2023	2023/2024	2023/2024
Prov.	M	F	M	F	M	F	M	F	M	F	M	F	M	F	M	F	M	F	M	F	M	F
CA	127	37	119	27	113	20	106	19	105	8	133	29	105	27	85	15	59	16	28	10	<u>75</u>	<u>20</u>
NU	88	24	80	12	66	18	72	10	36	3	29	11	23	7	36	5	22	5	19	15	<u>22</u>	<u>9</u>
OR	29	2	24	2	11	4	9	4	22	5	10	3	8	5	14	3	15	9	17	8	<u>26</u>	<u>6</u>
SS	138	61	154	46	111	33	71	29	70	40	81	37	54	39	46	28	65	21	106	52	<u>78</u>	<u>34</u>
	382	124	377	87	301	75	258	62	233	56	253	80	190	78	181	51	161	51	170	85	201	69

Fonte: Elaborazione CNGeGL su dati MIM



Consiglio Nazionale
Geometri e Geometri Laureati